

ALSTOM S.A. FUTURE (AOMJ) - EUX/202309

2023/03/24 18:32:59

Price
23.7777 EURDifference  -4.15% (-1.03)

General attributes

Symbol	AOMJU23
Exchange	Eurex
Currency	EUR
Security type	Future
Underlying	ALSTOM SA
Maturity	09-2023
Contract size	100

Market data

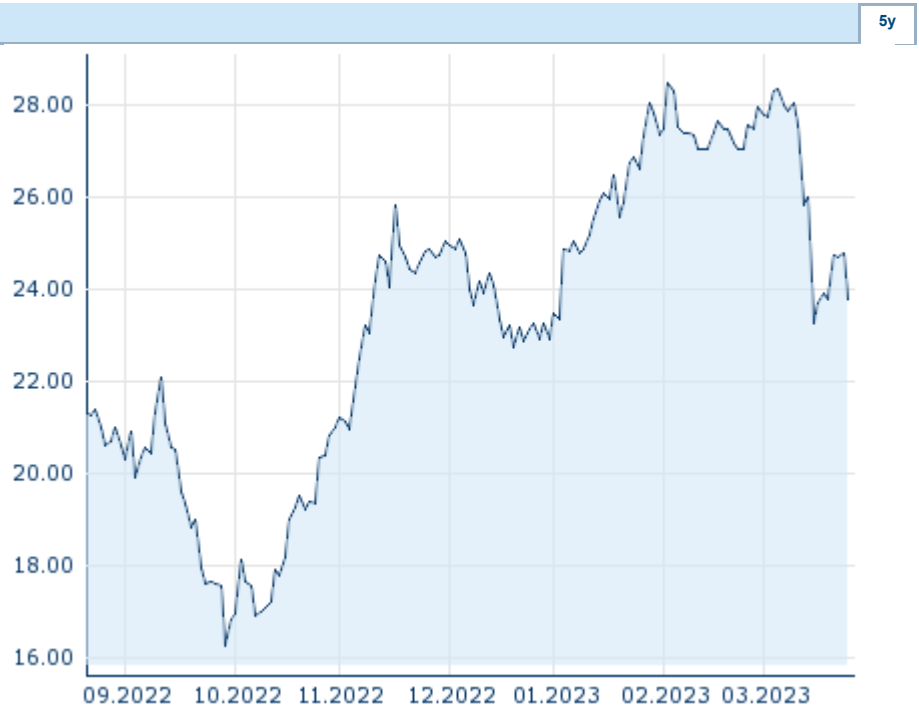
Bid (Bid size)	- EUR (-)
Ask (Ask size)	- EUR (-)
Open	23.7777 EUR
High	23.7777 EUR
Low	23.7777 EUR
Close (prev. day)	24.8068 EUR
Underlying	ALSTOM SA
Underlying price (date)	23.75 (23/03/24)
Settlement price (date)	23.78 (23/03/24)
Open Interest	0

Performance and Risk

	6m	1y	3y
Perf (%)	+34.99%	-	-
Perf (abs.)	+6.16	-	-
Beta	-	-	-
Volatility	38.99	39.78	39.78

Futures and Options

Related Futures	-
Related Options	-












Information about previous performance does not guarantee future performance.
Source: FactSet

Price data

Ø price 5 days Ø volume 5 days (pcs.)	24.3574 EUR (0)
Ø price 30 days Ø volume 30 days (pcs.)	26.5599 EUR (0)
Ø price 100 days Ø volume 100 days (pcs.)	25.4537 EUR (0)
Ø price 250 days Ø volume 250 days (pcs.)	- EUR (0)
YTD High date	28.4921 EUR (2023/02/02)
YTD Low date	23.2529 EUR (2023/03/15)
52 Weeks High date	28.4921 EUR (2023/02/02)
52 Weeks Low date	16.2432 EUR (2022/09/29)

Recent Research

on underlying	on sector	on market	
Date		Headline	Download
2022/05/04		Global Equity Ratings	
2022/05/04		Aktienempfehlungen Global	
2022/04/27		Global Equity Ratings	
2022/04/27		Aktienempfehlungen Global	
2022/04/14		Global Equity Ratings	