

## EFFECTOR THERAPEUTICS INC.

ISIN: **US28202V2079** WKN: **28202V207**

## Overview

2024/07/03 08:39:28

Price  
0.173 EURDifference  0.00% (0.00)

## General attributes

ISIN	US28202V2079
Symbol	EFTR
Exchange	Berlin
Currency	EUR
Sector	Chemical / Pharmaceutical / Health
Security type	Stock
Market cap (m)	1 EUR
Benchmark	S&P 500

## Market data

Bid (Bid size)	-
Ask (Ask size)	-
Open	0.173 EUR
High	0.173 EUR
Low	0.173 EUR
Close (prev. day)	0.173 EUR
VWAP	-
Volume (pcs)	0
Trading volume	0.00
Number of trades	1
Last size	0

## Futures and Options







Related Futures	-
Related Options	-

5y



Information about previous performance does not guarantee future performance.  
Source: FactSet

## Recent research

on sector		on market	
Date		Headline	Download
2024/07/12		Global Equity Ratings	
2024/07/12		Aktienempfehlungen Global	
2024/07/09		Aktienempfehlungen Österreich	
2024/06/24		Aktienempfehlungen Österreich	
2024/06/21		Global Equity Ratings	

## Details

2024/07/03 08:39:28

**Price**  
0.173 EUR

**Difference**  0.00% (0.00)

## General attributes

ISIN	US28202V2079
Symbol	EFTR
Exchange	Berlin
Currency	EUR
Sector	Chemical / Pharmaceutical / Health
Security type	Stock
Market cap (m)	1 EUR
Benchmark	S&P 500

## Market data

Bid (Bid size)	-
Ask (Ask size)	-
Open	0.173 EUR
High	0.173 EUR
Low	0.173 EUR
Close (prev. day)	0.173 EUR
VWAP	-
Volume (pcs)	0
Trading volume	0.00
Number of trades	1
Last size	0

## Performance and Risk

	6m	1y	3y
Perf (%)	-98.58%	-99.08%	-
Perf (abs.)	-12.03	-18.70	-
Beta	6.12	2.93	1.31
Volatility	338.24	216.63	-

5y



Information about previous performance does not guarantee future performance.  
Source: FactSet

## Price data

Ø price 5 days   Ø volume 5 days (pcs.)	0.225 EUR (0)
Ø price 30 days   Ø volume 30 days (pcs.)	1.090 EUR (0)
Ø price 100 days   Ø volume 100 days (pcs.)	1.531 EUR (0)
Ø price 250 days   Ø volume 250 days (pcs.)	9.742 EUR (0)
YTD High   date	14.500 EUR (2024/04/04)
YTD Low   date	0.173 EUR (2024/07/02)
52 Weeks High   date	20.625 EUR (2023/07/11)
52 Weeks Low   date	0.173 EUR (2024/07/02)

## All listings for EFFECTOR THERAPEUTICS INC.

Exchange 	Date	Time	Price	Trading volume (mio.)	Number of trades
Tradegate	2024/07/02	22:26	0.1665 EUR	0.01	2
Munich	2024/07/04	08:17	0.24 EUR	0.00	1
Frankfurt	2024/06/24	09:59	1.075 EUR	0.00	3
FINRA other OTC Issues	2024/07/12	21:26	0.0805 USD	0.01	96
Berlin	2024/07/03	08:39	0.173 EUR	0.00	1



## Company profile

### Company Logo



### Company Profile

-

### Contact Details

EFFECTOR THERAPEUTICS

--

----

Telefon: -

Fax: -

E-mail: -