

## H. LUNDBECK A/S SER. B

ISIN: **DK0061804770** WKN: -

## Overview

2024/05/02 17:32:16

Price  
4.494 EURDifference  -1.27% (-0.06)

## General attributes

ISIN	DK0061804770
Symbol	HLUN B
Exchange	Vienna Stock Exchange
Currency	EUR
Sector	Chemical / Pharmaceutical / Health
Security type	Stock
Market cap (m)	3,577 EUR
Benchmark	OMX COPENHAGEN 20

## Market data

Bid (Bid size)	-
Ask (Ask size)	-
Open	4.562 EUR
High	4.562 EUR
Low	4.494 EUR
Close (prev. day)	4.552 EUR
VWAP	4.582 EUR
Volume (pcs)	0
Trading volume	0.00
Number of trades	2
Last size	0

## Futures and Options




Related Futures	15
Related Options	-

5y



Information about previous performance does not guarantee future performance.  
Source: FactSet

## Recent research

on sector		
Date	Headline	Download
2024/04/29	 Aktienempfehlungen Österreich	
2024/04/26	 Global Equity Ratings	
2024/04/26	 Aktienempfehlungen Global	
2024/04/15	 Aktienempfehlungen Österreich	
2024/04/03	 Global Equity Ratings	

## Details

2024/05/02 17:32:16

## Price

4.494 EUR

Difference ▼ -1.27% (-0.06)

## General attributes

ISIN	DK0061804770
Symbol	HLUN B
Exchange	Vienna Stock Exchange
Currency	EUR
Sector	Chemical / Pharmaceutical / Health
Security type	Stock
Market cap (m)	3,577 EUR
Benchmark	OMX COPENHAGEN 20

## Market data

Bid (Bid size)	-
Ask (Ask size)	-
Open	4.562 EUR
High	4.562 EUR
Low	4.494 EUR
Close (prev. day)	4.552 EUR
VWAP	4.582 EUR
Volume (pcs)	0
Trading volume	0.00
Number of trades	2
Last size	0

## Performance and Risk

	6m	1y	3y
Perf (%)	-10.48%	-5.51%	-
Perf (abs.)	-0.53	-0.26	-
Beta	0.27	0.41	0.42
Volatility	23.13	25.01	-

5y



Information about previous performance does not guarantee future performance.

Source: FactSet

## Price data

Ø price 5 days   Ø volume 5 days (pcs.)	4.483 EUR (0)
Ø price 30 days   Ø volume 30 days (pcs.)	4.450 EUR (0)
Ø price 100 days   Ø volume 100 days (pcs.)	4.476 EUR (46)
Ø price 250 days   Ø volume 250 days (pcs.)	4.638 EUR (112)
YTD High   date	4.830 EUR (2024/01/12)
YTD Low   date	4.258 EUR (2024/02/08)
52 Weeks High   date	5.310 EUR (2023/05/22)
52 Weeks Low   date	4.168 EUR (2023/07/13)

## Arbitrage views

Exchange	Date	Time	Price	Trading volume (mio.)	Number of trades
Vienna Stock Exchange	2024/05/02	17:32	4.494 EUR	0.00	2
Tradegate	2024/05/02	22:03	4.498 EUR	0.00	1
Stuttgart	2024/05/02	14:55	4.488 EUR	0.00	9
Nasdaq Copenhagen	2024/05/02	16:59	33.52 DKK	9.34	1,757
Munich	2024/05/02	08:10	4.55 EUR	0.00	1

	05/02					
London Stock Exchange European Trade Reporting	2024/ 03/06	15:34	32.60 DKK	2.61		1
Frankfurt	2024/ 05/02	17:15	4.44 EUR	0.00		6
FINRA other OTC Issues	2024/ 04/17	15:30	4.71 USD	0.00		1
Duesseldorf	2024/ 05/02	19:30	4.394 EUR	0.00		6
Berlin	2024/ 05/02	09:13	4.53 EUR	0.00		1

## Company profile

### Company Logo

#### Contact Details

H. LUNDBECK B

--

----

Telefon: -

Fax: -

E-mail: -

### Company Profile

-