

MOTUS GI HOLDINGS INC

ISIN: **US62014P5044** WKN: **62014P504**

Overview

2023/11/02 08:21:47

Price
0.4285 EURDifference  -93.33% (-6.00)

General attributes

ISIN	US62014P5044
Symbol	MOTS
Exchange	Berlin
Currency	EUR
Sector	Chemical / Pharmaceutical / Health
Security type	Stock
Market cap (m)	0 EUR
Benchmark	S&P 500

Market data

Bid (Bid size)	-
Ask (Ask size)	-
Open	0.4285 EUR
High	0.4285 EUR
Low	0.4285 EUR
Close (prev. day)	6.4275 EUR
VWAP	-
Volume (pcs)	0
Trading volume	0.00
Number of trades	1
Last size	0

Futures and Options




Related Futures	-
Related Options	-

5y



Information about previous performance does not guarantee future performance.
Source: FactSet

Recent research

on sector		on market	
Date		Headline	Download
2024/08/16		Equity Weekly	
2024/08/13		Aktienempfehlungen Österreich	
2024/08/12		Global Equity Ratings	
2024/08/12		Aktienempfehlungen Global	
2024/08/09		Equity Weekly	

Details

2023/11/02 08:21:47

Price

0.4285 EUR

Difference  -93.33% (-6.00)

General attributes

ISIN	US62014P5044
Symbol	MOTS
Exchange	Berlin
Currency	EUR
Sector	Chemical / Pharmaceutical / Health
Security type	Stock
Market cap (m)	0 EUR
Benchmark	S&P 500

Market data

Bid (Bid size)	-
Ask (Ask size)	-
Open	0.4285 EUR
High	0.4285 EUR
Low	0.4285 EUR
Close (prev. day)	6.4275 EUR
VWAP	-
Volume (pcs)	0
Trading volume	0.00
Number of trades	1
Last size	0

Performance and Risk

	6m	1y	3y
Perf (%)	-96.12%	-98.59%	-
Perf (abs.)	-10.61	-29.87	-
Beta	-2.82	-3.08	-1.56
Volatility	391.38	284.81	-

5y




Information about previous performance does not guarantee future performance.
Source: FactSet

Price data

Ø price 5 days Ø volume 5 days (pcs.)	5.9777 EUR (0)
Ø price 30 days Ø volume 30 days (pcs.)	6.7636 EUR (0)
Ø price 100 days Ø volume 100 days (pcs.)	7.6311 EUR (0)
Ø price 250 days Ø volume 250 days (pcs.)	11.1711 EUR (0)
YTD High date	16.8000 EUR (2023/02/07)
YTD Low date	0.4285 EUR (2023/11/02)
52 Weeks High date	34.2000 EUR (2022/11/02)
52 Weeks Low date	0.4285 EUR (2023/11/02)

All listings for MOTUS GI HOLDINGS INC

Exchange 	Date	Time	Price	Trading volume (mio.)	Number of trades
Tradegate	2023/11/01	22:02	6.4275 EUR	0.00	1
Stuttgart	2023/11/01	21:57	6.36 EUR	0.00	7
Munich	2023/12/15	08:47	2.60 EUR	0.00	2
Frankfurt	2023/11/01	08:03	8.25 EUR	0.00	1
FINRA other OTC	2024/08/	18:02	0.0295 USD	0.00	17

Issues	21						
Berlin	2023/11/02	08:21	0.4285	EUR	0.00		1

Company profile

Company Logo



Company Profile

-

Contact Details

MOTUS GI HOLDINGS

--

Telefon: -

Fax: -

E-mail: -