

## MOTUS GI HOLDINGS INC

ISIN: **US62014P5044** WKN: **62014P504**

## Overview

2023/11/01 08:03:56

Price  
8.25 EURDifference  6.59% (0.51)

## General attributes

ISIN	US62014P5044
Symbol	MOTS
Exchange	Frankfurt
Currency	EUR
Sector	Chemical / Pharmaceutical / Health
Security type	Stock
Market cap (m)	0 EUR
Benchmark	S&P 500

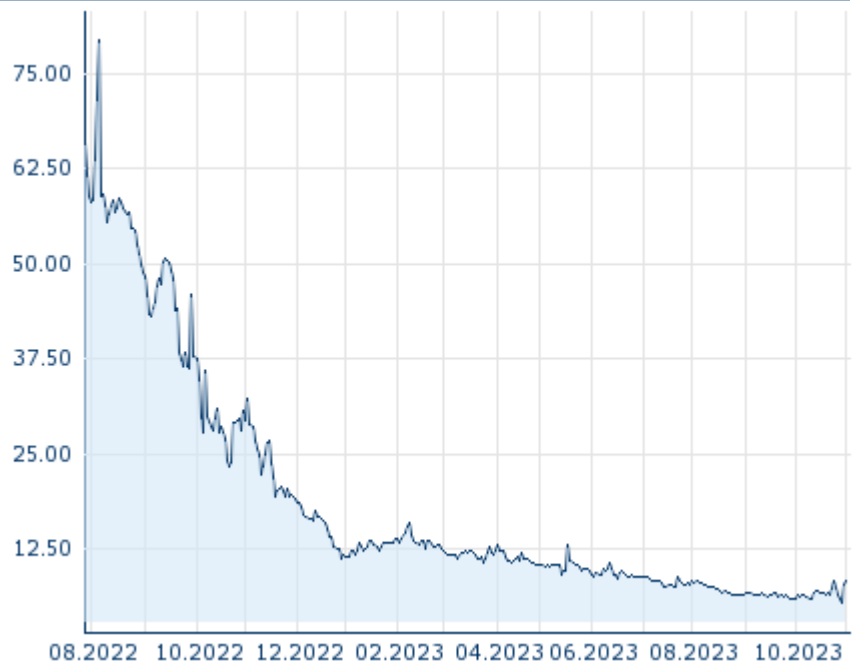
## Market data

Bid (Bid size)	-
Ask (Ask size)	-
Open	8.25 EUR
High	8.25 EUR
Low	8.25 EUR
Close (prev. day)	7.74 EUR
VWAP	6.9825 EUR
Volume (pcs)	0
Trading volume	0.00
Number of trades	1
Last size	0

## Futures and Options




Related Futures	-
Related Options	-

5y



Information about previous performance does not guarantee future performance.  
Source: FactSet

## Recent research

on sector		on market	
Date		Headline	Download
2024/07/15		Aktienempfehlungen Global	
2024/07/12		Global Equity Ratings	
2024/07/09		Aktienempfehlungen Österreich	
2024/06/24		Aktienempfehlungen Österreich	
2024/06/21		Global Equity Ratings	

## Details

2023/11/01 08:03:56

## Price

8.25 EUR

Difference ▲ 6.59% (0.51)

## General attributes

ISIN	US62014P5044
Symbol	MOTS
Exchange	Frankfurt
Currency	EUR
Sector	Chemical / Pharmaceutical / Health
Security type	Stock
Market cap (m)	0 EUR
Benchmark	S&P 500

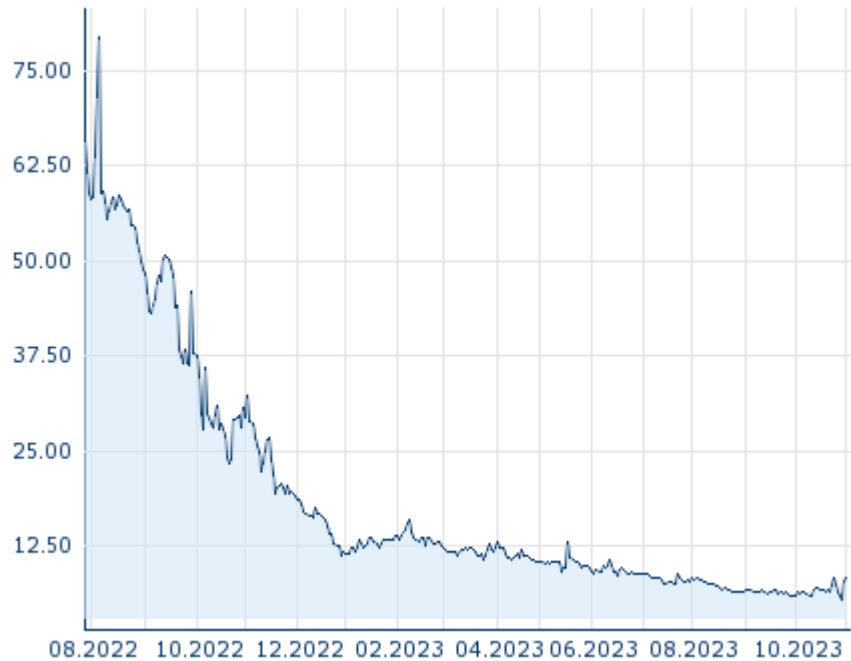
## Market data

Bid (Bid size)	-
Ask (Ask size)	-
Open	8.25 EUR
High	8.25 EUR
Low	8.25 EUR
Close (prev. day)	7.74 EUR
VWAP	6.9825 EUR
Volume (pcs)	0
Trading volume	0.00
Number of trades	1
Last size	0

## Performance and Risk

	6m	1y	3y
Perf (%)	-21.09%	-71.94%	-
Perf (abs.)	-2.21	-21.15	-
Beta	0.50	0.45	0.19
Volatility	104.67	92.47	-

5y



Information about previous performance does not guarantee future performance.  
Source: FactSet

## Price data

Ø price 5 days   Ø volume 5 days (pcs.)	7.06 EUR (0)
Ø price 30 days   Ø volume 30 days (pcs.)	6.62 EUR (0)
Ø price 100 days   Ø volume 100 days (pcs.)	7.42 EUR (4)
Ø price 250 days   Ø volume 250 days (pcs.)	10.94 EUR (2)
YTD High   date	15.90 EUR (2023/02/08)
YTD Low   date	5.50 EUR (2023/10/30)
52 Weeks High   date	32.40 EUR (2022/11/02)
52 Weeks Low   date	5.50 EUR (2023/10/30)

## All listings for MOTUS GI HOLDINGS INC

Exchange <span>⊕</span>	Date	Time	Price	Trading volume (mio.)	Number of trades
Tradegate	2023/11/01	22:02	6.4275 EUR	0.00	1
Stuttgart	2023/11/01	21:57	6.36 EUR	0.00	7
Munich	2023/12/15	08:47	2.60 EUR	0.00	2
Frankfurt	2023/11/01	08:03	8.25 EUR	0.00	1
FINRA other OTC	2024/07/	16:02	0.043 USD	0.00	8

Issues	17
Berlin	2023/11/ 08:21 0.4285 EUR 0.00 1 02

## Company profile

### Company Logo



### Company Profile

-

### Contact Details

MOTUS GI HOLDINGS

--

----

Telefon: -

Fax: -

E-mail: -