

HOEEGH AUTOLINERS ASA

ISIN: **NO0011082075** WKN: -

Overview

2024/09/17 09:00:30

Price
11.16 EUR

Difference  1.45% (0.16)

General attributes

ISIN	NO0011082075
Symbol	HAUTO
Exchange	Duesseldorf
Currency	EUR
Sector	Transport
Security type	Stock
Market cap (m)	1,853 EUR
Benchmark	NORWAY OSLO BORS ALL SHARE(TRG)

Market data

Bid (Bid size)	-
Ask (Ask size)	-
Open	10.99 EUR
High	11.16 EUR
Low	10.99 EUR
Close (prev. day)	11.00 EUR
VWAP	-
Volume (pcs)	45
Trading volume	502.20
Number of trades	2
Last size	45

Futures and Options











Related Futures	-
Related Options	-

5y



Information about previous performance does not guarantee future performance.
Source: FactSet

Recent research

on sector			
Date		Headline	Download
2024/09/11		Global Equity Ratings	
2024/09/11		Aktienempfehlungen Global	
2024/09/09		Aktienempfehlungen Österreich	
2024/09/05		Global Equity Ratings	
2024/09/05		Aktienempfehlungen Global	

Details

2024/09/17 09:00:30

Price

11.16 EUR

Difference ▲ 1.45% (0.16)

General attributes

ISIN	NO0011082075
Symbol	HAUTO
Exchange	Duesseldorf
Currency	EUR
Sector	Transport
Security type	Stock
Market cap (m)	1,853 EUR
Benchmark	NORWAY OSLO BORS ALL SHARE(TRG)

Market data

Bid (Bid size)	-
Ask (Ask size)	-
Open	10.99 EUR
High	11.16 EUR
Low	10.99 EUR
Close (prev. day)	11.00 EUR
VWAP	-
Volume (pcs)	45
Trading volume	502.20
Number of trades	2
Last size	45

Performance and Risk

	6m	1y	3y
Perf (%)	+33.73%	+60.34%	-
Perf (abs.)	+2.82	+4.20	-
Beta	-	-	-
Volatility	46.08	49.92	-

5y



Information about previous performance does not guarantee future performance.
Source: FactSet

Price data

Ø price 5 days Ø volume 5 days (pcs.)	10.59 EUR (67)
Ø price 30 days Ø volume 30 days (pcs.)	10.00 EUR (20)
Ø price 100 days Ø volume 100 days (pcs.)	10.15 EUR (132)
Ø price 250 days Ø volume 250 days (pcs.)	9.04 EUR (68)
YTD High date	12.24 EUR (2024/02/15)
YTD Low date	7.76 EUR (2024/03/26)
52 Weeks High date	12.24 EUR (2024/02/15)
52 Weeks Low date	6.50 EUR (2023/10/05)

Arbitrage views

Exchange ⊕	Date	Time	Price	Trading volume (mio.)	Number of trades
Tradegate	2024/09/17	22:26	11.59 EUR	1.52	211
Stuttgart	2024/09/17	16:08	11.71 EUR	0.00	13
Munich	2024/09/17	16:49	11.69 EUR	0.02	3
Frankfurt	2024/09/17	20:48	11.67 EUR	0.10	26
First North	2024/09/17	18:00	137.70 NOK	8.17	135

Stockholm	17					
FINRA other OTC Issues	2024/09/17	18:43	12.92 USD	0.01		4
Duesseldorf	2024/09/17	09:00	11.16 EUR	0.00		2
Berlin	2024/09/17	14:21	11.68 EUR	0.01		3

Company profile

Company Logo



HOEEGH AUTOLINERS

Company Profile

-

Contact Details

HOEEGH AUTOLINERS

--

Telefon: -

Fax: -

E-mail: -