

HOEEGH AUTOLINERS ASA

ISIN: NO0011082075 WKN: -

Overview

2024/07/12 10:27:53

Price
9.91 EURDifference  -2.08% (-0.21)

General attributes

ISIN	NO0011082075
Symbol	HAUTO
Exchange	Berlin
Currency	EUR
Sector	Transport
Security type	Stock
Market cap (m)	1,912 EUR
Benchmark	NORWAY OSLO BORS ALL SHARE(TRG)

Market data

Bid (Bid size)	10.08 EUR (400)
Ask (Ask size)	10.14 EUR (400)
Open	10.03 EUR
High	10.03 EUR
Low	9.77 EUR
Close (prev. day)	10.12 EUR
VWAP	-
Volume (pcs)	275
Trading volume	2,714.75
Number of trades	3
Last size	200

Futures and Options



Related Futures	-
Related Options	-

5y



Information about previous performance does not guarantee future performance.
Source: FactSet

Recent research

on sector			
Date		Headline	Download
2024/07/12		Global Equity Ratings	
2024/07/12		Aktienempfehlungen Global	
2024/07/09		Aktienempfehlungen Österreich	
2024/06/28		Equity Weekly	
2024/06/24		Aktienempfehlungen Österreich	

Details

2024/07/12 10:27:53

Price
9.91 EUR

Difference ▼ -2.08% (-0.21)

General attributes

ISIN	NO0011082075
Symbol	HAUTO
Exchange	Berlin
Currency	EUR
Sector	Transport
Security type	Stock
Market cap (m)	1,912 EUR
Benchmark	NORWAY OSLO BORS ALL SHARE(TRG)

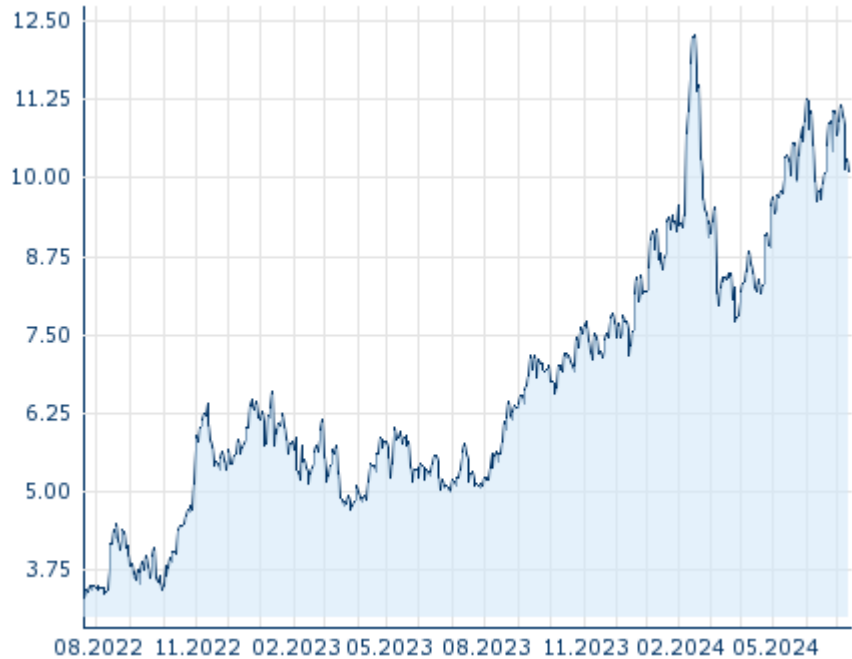
Market data

Bid (Bid size)	10.08 EUR (400)
Ask (Ask size)	10.14 EUR (400)
Open	10.03 EUR
High	10.03 EUR
Low	9.77 EUR
Close (prev. day)	10.12 EUR
VWAP	-
Volume (pcs)	275
Trading volume	2,714.75
Number of trades	3
Last size	200

Performance and Risk

	6m	1y	3y
Perf (%)	+10.18%	+82.84%	-
Perf (abs.)	+0.94	+4.59	-
Beta	0.90	0.88	0.97
Volatility	52.87	47.14	-

5y



Information about previous performance does not guarantee future performance.
Source: FactSet

Price data

Ø price 5 days Ø volume 5 days (pcs.)	10.48 EUR (430)
Ø price 30 days Ø volume 30 days (pcs.)	10.52 EUR (246)
Ø price 100 days Ø volume 100 days (pcs.)	9.54 EUR (127)
Ø price 250 days Ø volume 250 days (pcs.)	8.31 EUR (56)
YTD High date	12.28 EUR (2024/02/15)
YTD Low date	7.71 EUR (2024/03/25)
52 Weeks High date	12.28 EUR (2024/02/15)
52 Weeks Low date	5.08 EUR (2023/07/27)

All listings for HOEEGH AUTOLINERS ASA

Exchange	Date	Time	Price	Trading volume (mio.)	Number of trades
Tradegate	2024/07/12	19:05	10.14 EUR	0.81	141
Stuttgart	2024/07/12	18:58	10.19 EUR	0.02	11
Munich	2024/07/12	08:03	10.10 EUR	0.00	1
Frankfurt	2024/07/12	18:23	10.20 EUR	0.02	14
First North	2024/07/12	18:00	116.90 NOK	1.32	59

Stockholm	12					
FINRA other OTC Issues	2024/07/12	17:48	11.25 USD	0.02		4
Duesseldorf	2024/07/12	10:03	9.905 EUR	0.00		3
Berlin	2024/07/12	10:27	9.91 EUR	0.00		3

Company profile

Company Logo



HOEEGH AUTOLINERS

Company Profile

-

Contact Details

HOEEGH AUTOLINERS

--

Telefon: -

Fax: -

E-mail: -