

HOEEGH AUTOLINERS ASA

ISIN: NO0011082075 WKN: -

Overview

2024/07/12 17:49:32

Price
10.00 EURDifference  -1.19% (-0.12)

General attributes

ISIN	NO0011082075
Symbol	HAUTO
Exchange	Tradegate
Currency	EUR
Sector	Transport
Security type	Stock
Market cap (m)	1,926 EUR
Benchmark	NORWAY OSLO BORS ALL SHARE(TRG)

Market data

Bid (Bid size)	9.94 EUR (510)
Ask (Ask size)	10.02 EUR (510)
Open	10.19 EUR
High	10.19 EUR
Low	9.67 EUR
Close (prev. day)	10.12 EUR
VWAP	9.86823 EUR
Volume (pcs)	58,390
Trading volume	576,264.91
Number of trades	117
Last size	100

Futures and Options





Related Futures	-
Related Options	-

5y



Information about previous performance does not guarantee future performance.
Source: FactSet

Recent research

on sector			
Date		Headline	Download
2024/07/12		Global Equity Ratings	
2024/07/12		Aktienempfehlungen Global	
2024/07/09		Aktienempfehlungen Österreich	
2024/06/28		Equity Weekly	
2024/06/24		Aktienempfehlungen Österreich	

Details

2024/07/12 17:49:32

Price
10.00 EUR

Difference ▼ -1.19% (-0.12)

General attributes

ISIN	NO0011082075
Symbol	HAUTO
Exchange	Tradegate
Currency	EUR
Sector	Transport
Security type	Stock
Market cap (m)	1,926 EUR
Benchmark	NORWAY OSLO BORS ALL SHARE(TRG)

Market data

Bid (Bid size)	9.94 EUR (510)
Ask (Ask size)	10.02 EUR (510)
Open	10.19 EUR
High	10.19 EUR
Low	9.67 EUR
Close (prev. day)	10.12 EUR
VWAP	9.86823 EUR
Volume (pcs)	58,390
Trading volume	576,264.91
Number of trades	117
Last size	100

Performance and Risk

	6m	1y	3y
Perf (%)	+15.66%	+78.96%	-
Perf (abs.)	+1.37	+4.47	-
Beta	0.90	0.88	0.97
Volatility	57.99	49.89	-

5y



Information about previous performance does not guarantee future performance.
Source: FactSet

Price data

Ø price 5 days Ø volume 5 days (pcs.)	10.35 EUR (55,025)
Ø price 30 days Ø volume 30 days (pcs.)	10.53 EUR (46,552)
Ø price 100 days Ø volume 100 days (pcs.)	9.57 EUR (30,647)
Ø price 250 days Ø volume 250 days (pcs.)	8.35 EUR (15,245)
YTD High date	12.40 EUR (2024/02/15)
YTD Low date	7.66 EUR (2024/03/25)
52 Weeks High date	12.40 EUR (2024/02/15)
52 Weeks Low date	5.07 EUR (2023/07/28)

All listings for HOEEGH AUTOLINERS ASA

Exchange	Date	Time	Price	Trading volume (mio.)	Number of trades
Tradegate	2024/07/12	17:49	10.00 EUR	0.57	113
Stuttgart	2024/07/12	16:11	10.06 EUR	0.01	9
Munich	2024/07/12	08:03	10.10 EUR	0.00	1
Frankfurt	2024/07/12	17:49	9.955 EUR	0.01	12
First North	2024/07/12	16:06	116.90 NOK	1.31	59

Stockholm	12					
FINRA other OTC Issues	2024/07/12	17:48	11.25 USD	0.02		3
Duesseldorf	2024/07/12	10:03	9.905 EUR	0.00		3
Berlin	2024/07/12	10:27	9.91 EUR	0.00		3

Company profile

Company Logo



HÖEGH AUTOLINERS

Company Profile

-

Contact Details

HOEEGH AUTOLINERS

--

Telefon: -

Fax: -

E-mail: -