

HOEEGH AUTOLINERS ASA

ISIN: NO0011082075 WKN: -

Overview

2024/04/26 22:26:54

Price
9.145 EURDifference  2.06% (0.19)

General attributes

ISIN	NO0011082075
Symbol	HAUTO
Exchange	Tradegate
Currency	EUR
Sector	Transport
Security type	Stock
Market cap (m)	1,686 EUR
Benchmark	NORWAY OSLO BORS ALL SHARE(TRG)

Market data

Bid (Bid size)	9.105 EUR (560)
Ask (Ask size)	9.18 EUR (550)
Open	8.995 EUR
High	9.39 EUR
Low	8.84 EUR
Close (prev. day)	8.96 EUR
VWAP	9.1143 EUR
Volume (pcs)	74,352
Trading volume	677,666.44
Number of trades	130
Last size	-

Futures and Options








Related Futures	-
Related Options	-

5y



Information about previous performance does not guarantee future performance.
Source: FactSet

Recent research

on sector			
Date		Headline	Download
2024/04/26		Global Equity Ratings	
2024/04/26		Aktienempfehlungen Global	
2024/04/15		Aktienempfehlungen Österreich	
2024/04/03		Global Equity Ratings	
2024/04/03		Aktienempfehlungen Global	

Details

2024/04/26 22:26:54

Price

9.145 EUR

Difference ▲ 2.06% (0.19)

General attributes

ISIN	NO0011082075
Symbol	HAUTO
Exchange	Tradegate
Currency	EUR
Sector	Transport
Security type	Stock
Market cap (m)	1,686 EUR
Benchmark	NORWAY OSLO BORS ALL SHARE(TRG)

Market data

Bid (Bid size)	9.105 EUR (560)
Ask (Ask size)	9.18 EUR (550)
Open	8.995 EUR
High	9.39 EUR
Low	8.84 EUR
Close (prev. day)	8.96 EUR
VWAP	9.1143 EUR
Volume (pcs)	74,352
Trading volume	677,666.44
Number of trades	130
Last size	-

Performance and Risk

	6m	1y	3y
Perf (%)	+20.93%	+59.23%	-
Perf (abs.)	+1.58	+3.39	-
Beta	0.59	0.92	0.97
Volatility	55.78	49.65	-

5y



Information about previous performance does not guarantee future performance.
Source: FactSet

Price data

Ø price 5 days Ø volume 5 days (pcs.)	8.802 EUR (32,914)
Ø price 30 days Ø volume 30 days (pcs.)	8.425 EUR (20,584)
Ø price 100 days Ø volume 100 days (pcs.)	8.883 EUR (18,033)
Ø price 250 days Ø volume 250 days (pcs.)	7.316 EUR (7,936)
YTD High date	12.400 EUR (2024/02/15)
YTD Low date	7.655 EUR (2024/03/25)
52 Weeks High date	12.400 EUR (2024/02/15)
52 Weeks Low date	5.000 EUR (2023/06/27)

Arbitrage views

Exchange ⊕	Date	Time	Price	Trading volume (mio.)	Number of trades
Tradegate	2024/04/26	22:26	9.145 EUR	0.68	130
Stuttgart	2024/04/26	15:46	9.105 EUR	0.00	14
Munich	2024/04/26	21:46	9.095 EUR	0.00	2
Frankfurt	2024/04/26	21:46	9.06 EUR	0.00	6
First North	2024/04/26	16:16	107.50 NOK	13.88	414

Stockholm	26					
FINRA other OTC Issues	2024/04/26	21:23	9.65 USD	0.18		11
Duesseldorf	2024/04/26	08:11	8.90 EUR	0.00		3
Berlin	2024/04/26	08:13	8.925 EUR	0.00		2

Company profile

Company Logo



HÖEGH AUTOLINERS

Company Profile

-

Contact Details

HOEEGH AUTOLINERS

--

Telefon: -

Fax: -

E-mail: -