

KERING SA STOCK TRACKING FUTURE (1PPX) - EUX/202308

2023/01/27 18:49:15

Price
566.9828 EUR

Difference  1.79% (9.99)

General attributes

Symbol	1PPXQ23
Exchange	Eurex
Currency	EUR
Security type	Future
Underlying	KERING S.A.
Maturity	08-2023
Contract size	-

Market data

Bid (Bid size)	- EUR (-)
Ask (Ask size)	- EUR (-)
Open	566.9828 EUR
High	566.9828 EUR
Low	566.9828 EUR
Close (prev. day)	556.9974 EUR
Underlying	KERING S.A.
Underlying price (date)	557.70 (23/01/27)
Settlement price (date)	566.98 (23/01/27)
Open Interest	0

Performance and Risk

	6m	1y	3y
Perf (%)	+6.24%	-	-
Perf (abs.)	+33.29	-	-
Beta	-	-	-
Volatility	31.30	30.82	30.82

Futures and Options

Related Futures	-
Related Options	-












5y

Information about previous performance does not guarantee future performance.
 Source: FactSet

Price data

Ø price 5 days Ø volume 5 days (pcs.)	552.2828 EUR (0)
Ø price 30 days Ø volume 30 days (pcs.)	524.3594 EUR (0)
Ø price 100 days Ø volume 100 days (pcs.)	514.2879 EUR (0)
Ø price 250 days Ø volume 250 days (pcs.)	- EUR (0)
YTD High date	573.3726 EUR (2023/01/13)
YTD Low date	491.9702 EUR (2023/01/02)
52 Weeks High date	577.7865 EUR (2022/11/30)
52 Weeks Low date	452.6394 EUR (2022/10/13)

Recent Research

on underlying	on sector	on market	
Date		Headline	Download
2023/01/09		Global Equity Ratings	
2023/01/09		Aktienempfehlungen Global	
2022/12/19		Global Equity Ratings	
2022/12/19		Aktienempfehlungen Global	
2022/11/28		Global Equity Ratings	