

KERING (1PPX) - EUX/20230818

2022/11/25 18:44:18

Price
555.4441 EUR

Difference  -0.42% (-2.33)

General attributes

Symbol	1PPXQ23
Exchange	Eurex
Currency	EUR
Security type	Future
Underlying	KERING S.A.
Maturity	08-2023
Contract size	100

Market data

Bid (Bid size)	- EUR (-)
Ask (Ask size)	- EUR (-)
Open	555.4441 EUR
High	555.4441 EUR
Low	555.4441 EUR
Close (prev. day)	557.7744 EUR
Underlying	KERING S.A.
Underlying price (date)	545.30 (22/11/25)
Settlement price (date)	555.44 (22/11/25)
Open Interest	0

Performance and Risk

	6m	1y	3y
Perf (%)	-	-	-
Perf (abs.)	-	-	-
Beta	-	-	-
Volatility	30.31	30.31	30.31

Futures and Options

Related Futures	-
Related Options	-












Information about previous performance does not guarantee future performance.
 Source: FactSet

Price data

Ø price 5 days Ø volume 5 days (pcs.)	556.6967 EUR (0)
Ø price 30 days Ø volume 30 days (pcs.)	513.2395 EUR (0)
Ø price 100 days Ø volume 100 days (pcs.)	- EUR (0)
Ø price 250 days Ø volume 250 days (pcs.)	- EUR (0)
YTD High date	570.6192 EUR (2022/08/16)
YTD Low date	452.6394 EUR (2022/10/13)
52 Weeks High date	570.6192 EUR (2022/08/16)
52 Weeks Low date	452.6394 EUR (2022/10/13)

Recent Research

on underlying	on sector	on market	
Date		Headline	Download
2022/11/18		Global Equity Ratings	
2022/11/18		Aktienempfehlungen Global	
2022/10/31		Aktienempfehlungen Global	
2022/10/31		Global Equity Ratings	
2022/10/05		Global Equity Ratings	