

## ADTRAN HOLDINGS INC.

ISIN: **US00486H1059** WKN: **00486H105**

## Overview

2024/05/16 15:31:00

Price  
4.99 EURDifference  -5.49% (-0.29)

## General attributes

ISIN	US00486H1059
Symbol	ADTN
Exchange	Hamburg
Currency	EUR
Sector	Telecommunications
Security type	Stock
Market cap (m)	391 EUR
Benchmark	S&P 500

## Market data

Bid (Bid size)	4.916 EUR (640)
Ask (Ask size)	5.016 EUR (620)
Open	4.921 EUR
High	4.99 EUR
Low	4.921 EUR
Close (prev. day)	5.28 EUR
VWAP	-
Volume (pcs)	100
Trading volume	499.00
Number of trades	2
Last size	100

## Futures and Options








Related Futures	15
Related Options	-

5y



Information about previous performance does not guarantee future performance.  
Source: FactSet

## Recent research

on sector		on market	
Date		Headline	Download
2024/05/13		Aktienempfehlungen Österreich	
2024/04/29		Aktienempfehlungen Österreich	
2024/04/26		Global Equity Ratings	
2024/04/26		Aktienempfehlungen Global	
2024/04/19		Equity Weekly	

## Details

2024/05/16 15:31:00

**Price**  
4.99 EUR

**Difference**  -5.49% (-0.29)

### General attributes

ISIN	US00486H1059
Symbol	ADTN
Exchange	Hamburg
Currency	EUR
Sector	Telecommunications
Security type	Stock
Market cap (m)	391 EUR
Benchmark	S&P 500

### Market data

Bid (Bid size)	4.916 EUR (640)
Ask (Ask size)	5.016 EUR (620)
Open	4.921 EUR
High	4.99 EUR
Low	4.921 EUR
Close (prev. day)	5.28 EUR
VWAP	-
Volume (pcs)	100
Trading volume	499.00
Number of trades	2
Last size	100

### Performance and Risk

	6m	1y	3y
Perf (%)	-0.99%	-35.30%	-
Perf (abs.)	-0.05	-2.72	-
Beta	1.51	1.30	1.09
Volatility	50.11	54.21	-

5y



Information about previous performance does not guarantee future performance.  
Source: FactSet

### Price data

Ø price 5 days   Ø volume 5 days (pcs.)	5.07 EUR (20)
Ø price 30 days   Ø volume 30 days (pcs.)	4.55 EUR (4)
Ø price 100 days   Ø volume 100 days (pcs.)	5.46 EUR (46)
Ø price 250 days   Ø volume 250 days (pcs.)	6.64 EUR (27)
YTD High   date	6.80 EUR (2024/01/02)
YTD Low   date	4.05 EUR (2024/05/02)
52 Weeks High   date	9.78 EUR (2023/06/16)
52 Weeks Low   date	4.05 EUR (2024/05/02)

### Arbitrage views

Exchange 	Date	Time	Price	Trading volume (mio.)	Number of trades
Xetra	2024/05/16	17:35	4.966 EUR	0.16	67
Vienna Stock Exchange	2024/05/16	17:32	4.945 EUR	0.00	3
Tradegate	2024/05/16	22:26	4.966 EUR	0.12	40
Stuttgart	2024/05/16	21:45	4.941 EUR	0.00	60
Nasdaq	2024/05/16	22:00	5.37 USD	3.15	6,908

	16						
Munich	2024/05/ 17	08:00	4.916 EUR	0.00		1	
Hanover	2024/05/ 16	08:05	4.921 EUR	0.00		3	
Hamburg	2024/05/ 16	15:31	4.99 EUR	0.00		2	
Frankfurt	2024/05/ 16	14:35	5.134 EUR	0.00		1	
Duesseldorf	2024/05/ 16	19:32	4.931 EUR	0.00		7	
Berlin	2024/05/ 16	20:08	4.928 EUR	0.00		12	

## Company profile

### Company Logo



### Contact Details

ADTRAN HOLDINGS INC.

--

901 Explorer Boulevard - 35806-2807  
Huntsville

Telefon: +1-256-963-8300

Fax: +

E-mail: -

### Company Profile

-

### Members of Management Board

H. Huss	Member of Board of Directors
---------	------------------------------

Balan Nair	Member of Board of Directors
------------	------------------------------

Brian Protiva	Member of Board of Directors
---------------	------------------------------

Gregory McCray	Member of Board of Directors
----------------	------------------------------

Jacqueline Rice	Member of Board of Directors
-----------------	------------------------------

Kathryn Walker	Member of Board of Directors
----------------	------------------------------

Nikos Theodosopoulos	Member of Board of Directors
----------------------	------------------------------

Tom Stanton	Chairman of Managing Board
-------------	----------------------------

Christoph Glingener	Member of Executive Committee
---------------------	-------------------------------

Jay Wilson	Member of Executive Committee
------------	-------------------------------

Ulrich Dopfer	Member of Executive Committee
---------------	-------------------------------