

VERALLIA EUR3.38

ISIN: **FR0013447729** WKN: -

Overview

2024/05/20 11:47:35

Price

37.2279 EUR

Difference  **-1.20%** (-0.45)

General attributes

ISIN	FR0013447729
Symbol	VRLA
Exchange	London Stock Exchange European Trade Reporting
Currency	EUR
Sector	Consumer Products
Security type	Stock
Market cap (m)	3,211 EUR
Benchmark	CAC 40 INDEX

Market data

Bid (Bid size)	-
Ask (Ask size)	-
Open	37.2279 EUR
High	37.2279 EUR
Low	37.2279 EUR
Close (prev. day)	37.68 EUR
VWAP	37.22789 EUR
Volume (pcs)	1,980
Trading volume	73,711.22
Number of trades	1
Last size	1,980

Futures and Options




Related Futures	-
Related Options	-

5y



Information about previous performance does not guarantee future performance.
Source: FactSet

Recent research

on sector		on market	
Date		Headline	Download
2024/08/02		Equity Weekly	
2024/07/29		Aktienempfehlungen Österreich	
2024/07/26		Equity Weekly	
2024/07/24		Global Equity Ratings	
2024/07/24		Aktienempfehlungen Global	

Details

2024/05/20 11:47:35

Price

37.2279 EUR

Difference  -1.20% (-0.45)

General attributes

ISIN	FR0013447729
Symbol	VRLA
Exchange	London Stock Exchange European Trade Reporting
Currency	EUR
Sector	Consumer Products
Security type	Stock
Market cap (m)	3,211 EUR
Benchmark	CAC 40 INDEX

Market data

Bid (Bid size)	-
Ask (Ask size)	-
Open	37.2279 EUR
High	37.2279 EUR
Low	37.2279 EUR
Close (prev. day)	37.68 EUR
VWAP	37.22789 EUR
Volume (pcs)	1,980
Trading volume	73,711.22
Number of trades	1
Last size	1,980

Performance and Risk

	6m	1y	3y
Perf (%)	-	-	-
Perf (abs.)	-	-	-
Beta	1.07	1.08	0.82
Volatility	9.98	25.44	-

5y



Information about previous performance does not guarantee future performance.
Source: FactSet

Price data

Ø price 5 days Ø volume 5 days (pcs.)	- EUR (-)
Ø price 30 days Ø volume 30 days (pcs.)	- EUR (145)
Ø price 100 days Ø volume 100 days (pcs.)	36.5846 EUR (2,679)
Ø price 250 days Ø volume 250 days (pcs.)	33.6450 EUR (1,887)
YTD High date	37.7600 EUR (2024/05/13)
YTD Low date	32.3000 EUR (2024/01/15)
52 Weeks High date	37.7600 EUR (2024/05/13)
52 Weeks Low date	29.9400 EUR (2023/10/27)

All listings for VERALLIA EUR3.38

Exchange 	Date	Time	Price	Trading volume (mio.)	Number of trades
Vienna Stock Exchange	2024/08/09	15:30	26.76 EUR	0.00	4
Tradegate	2024/08/09	22:26	26.62 EUR	0.02	39
Stuttgart	2024/08/09	17:08	26.58 EUR	0.01	14
Munich	2024/08/09	08:00	26.32 EUR	0.00	2

London Stock Exchange European Trade Reporting	2024/ 05/20	11:47	37.2279 EUR	0.07	1
Hanover	2024/ 08/09	08:10	26.32 EUR	0.00	3
Hamburg	2024/ 08/09	08:01	26.32 EUR	0.00	3
Frankfurt	2024/ 08/09	08:06	26.28 EUR	0.00	2
FINRA other OTC Issues	2024/ 07/31	15:44	29.99 USD	0.01	1
Euronext Paris	2024/ 08/09	17:35	26.58 EUR	3.63	1,025
Euronext Milan MTF Trading After Hours	-	-	-	0.00	-
Duesseldorf	2024/ 08/09	08:10	26.28 EUR	0.00	2
Berlin	2024/ 08/09	08:13	26.32 EUR	0.00	3

Company profile

Company Logo



Company Profile

-

Contact Details

VERALLIA

--

Telefon: -

Fax: -

E-mail: -