


# BACHEM HOLDING AG

ISIN: **CH1176493729** WKN: **117649372**

## Overview

2024/08/09 17:44:40

**Price**  
91.00 USD

**Difference**  3.35% (2.95)

**General attributes**

ISIN CH1176493729

Symbol BANB

Exchange FINRA other OTC Issues

Currency USD

Sector Chemical / Pharmaceutical / Health

Security type Stock

Market cap (m) 6,333 EUR

Benchmark SWISS MARKET INDEX

**Market data**

Bid (Bid size) -

Ask (Ask size) -

Open 91.00 USD

High 91.00 USD

Low 91.00 USD

Close (prev. day) 88.05 USD

VWAP 91.00 USD

Volume (pcs) 1,112

Trading volume 101,192.00

Number of trades 1

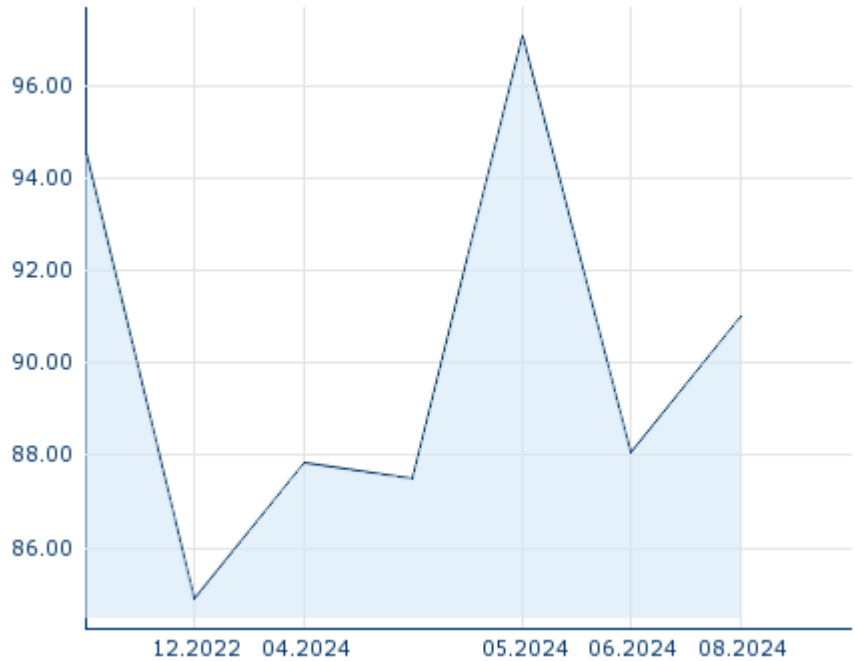
Last size 1,112

**Futures and Options**

Related Futures -

Related Options 872

5y



Information about previous performance does not guarantee future performance.  
Source: FactSet

### Recent research

on sector		on market	
Date		Headline	Download
2024/08/13		Aktienempfehlungen Österreich	
2024/08/12		Global Equity Ratings	
2024/08/12		Aktienempfehlungen Global	
2024/08/09		Equity Weekly	
2024/07/29		Aktienempfehlungen Österreich	

## Details

2024/08/09 17:44:40

## Price

91.00 USD

Difference ▲ 3.35% (2.95)

## General attributes

ISIN	CH1176493729
Symbol	BANB
Exchange	FINRA other OTC Issues
Currency	USD
Sector	Chemical / Pharmaceutical / Health
Security type	Stock
Market cap (m)	6,333 EUR
Benchmark	SWISS MARKET INDEX

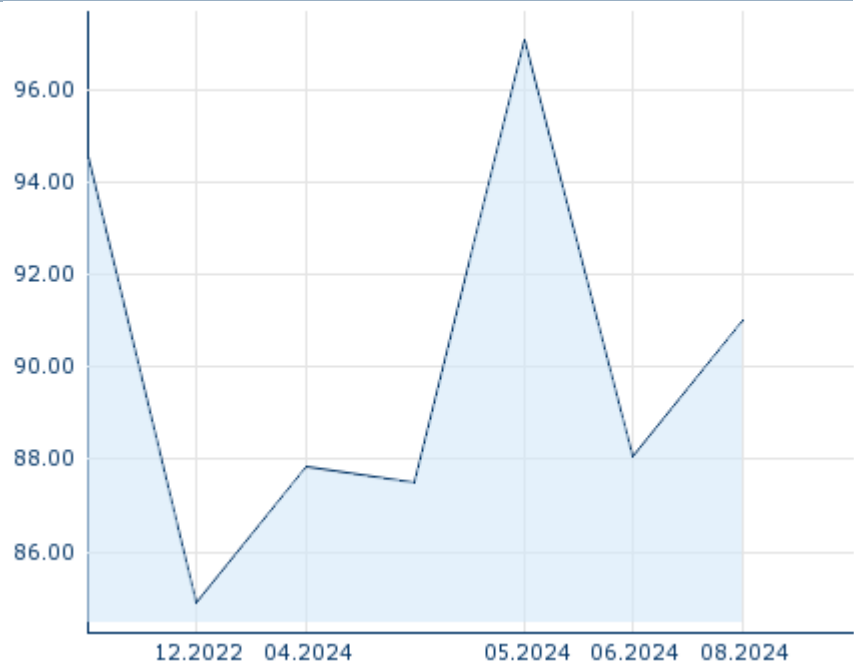
## Market data

Bid (Bid size)	-
Ask (Ask size)	-
Open	91.00 USD
High	91.00 USD
Low	91.00 USD
Close (prev. day)	88.05 USD
VWAP	91.00 USD
Volume (pcs)	1,112
Trading volume	101,192.00
Number of trades	1
Last size	1,112

## Performance and Risk

	6m	1y	3y
Perf (%)	-	-	-
Perf (abs.)	-	-	-
Beta	1.14	1.17	1.30
Volatility	1.28	1.08	-

5y



Information about previous performance does not guarantee future performance.  
Source: FactSet

## Price data

Ø price 5 days   Ø volume 5 days (pcs.)	91.00 USD (275)
Ø price 30 days   Ø volume 30 days (pcs.)	91.00 USD (103)
Ø price 100 days   Ø volume 100 days (pcs.)	90.29 USD (64)
Ø price 250 days   Ø volume 250 days (pcs.)	90.29 USD (32)
YTD High   date	97.06 USD (2024/05/21)
YTD Low   date	87.51 USD (2024/04/26)
52 Weeks High   date	97.06 USD (2024/05/21)
52 Weeks Low   date	87.51 USD (2024/04/26)

## Arbitrage views

Exchange <span>⊕</span>	Date	Time	Price	Trading volume (mio.)	Number of trades
Stuttgart	2019/06/28	15:43	115.20 EUR	0.00	7
SIX Swiss Exchange	2024/08/16	13:23	80.65 CHF	1.02	308
London Stock Exchange	2024/04/30	17:40	80.15 CHF	0.02	1
Hamburg	2019/06/28	08:01	22.96 EUR	0.00	2
Frankfurt	2019/06/28	13:30	23.00 EUR	0.00	9

	28					
FINRA other OTC Issues	2024/08/09	17:44	91.00 USD	0.10		1
Berlin	2019/06/28	18:47	23.24 EUR	0.00		13

## Company profile

### Company Logo

# BACHEM

### Contact Details

BACHEM HOLDING AG

--

Hauptstrasse 144 - 4416 Bubendorf

Telefon: +41-58-595-20-21

Fax: +41-58-595-20-40

E-mail: -

### Company Profile

-

### Members of Management Board

Thomas Meier Chairman of Managing Board

Guenther Loidl Member of Executive Committee

Alain Schaffter Member of Executive Committee

Torsten Wöhr Member of Executive Committee

### Board of directors

Alex Faessler Member of the administrative board

Helma Wennemers Member of the administrative board

Steffen Lang Member of the administrative board

Nicole Grogg Hötzer Member of the administrative board

Peter Grogg Member of the administrative board

Kuno Sommer Chairman of the administrative board