

ABEONA THERAPEUTICS INC

ISIN: **US00289Y2063** WKN: **00289Y206**

Overview

2024/05/07 08:02:04

Price
4.34 EUR

Difference  1.40% (0.06)

General attributes

ISIN	US00289Y2063
Symbol	ABEO
Exchange	Frankfurt
Currency	EUR
Sector	Chemical / Pharmaceutical / Health
Security type	Stock
Market cap (m)	116 EUR
Benchmark	S&P 500

Market data

Bid (Bid size)	-
Ask (Ask size)	-
Open	4.34 EUR
High	4.34 EUR
Low	4.34 EUR
Close (prev. day)	4.28 EUR
VWAP	4.34 EUR
Volume (pcs)	0
Trading volume	0.00
Number of trades	2
Last size	0




Futures and Options

Related Futures	-
Related Options	-



Information about previous performance does not guarantee future performance.
Source: FactSet

Recent research

on sector		on market	
Date		Headline	Download
2024/04/29		Aktienempfehlungen Österreich	
2024/04/26		Global Equity Ratings	
2024/04/26		Aktienempfehlungen Global	
2024/04/15		Aktienempfehlungen Österreich	
2024/04/03		Global Equity Ratings	

Details

2024/05/07 08:02:04

Price

4.34 EUR

Difference ▲ 1.40% (0.06)

General attributes

ISIN	US00289Y2063
Symbol	ABEO
Exchange	Frankfurt
Currency	EUR
Sector	Chemical / Pharmaceutical / Health
Security type	Stock
Market cap (m)	116 EUR
Benchmark	S&P 500

Market data

Bid (Bid size)	-
Ask (Ask size)	-
Open	4.34 EUR
High	4.34 EUR
Low	4.34 EUR
Close (prev. day)	4.28 EUR
VWAP	4.34 EUR
Volume (pcs)	0
Trading volume	0.00
Number of trades	2
Last size	0

Performance and Risk

	6m	1y	3y
Perf (%)	+2.79%	+50.17%	-
Perf (abs.)	+0.12	+1.45	-
Beta	-0.79	0.05	0.89
Volatility	133.30	109.47	-

5y



Information about previous performance does not guarantee future performance.
Source: FactSet

Price data

Ø price 5 days Ø volume 5 days (pcs.)	4.22 EUR (683)
Ø price 30 days Ø volume 30 days (pcs.)	5.75 EUR (141)
Ø price 100 days Ø volume 100 days (pcs.)	5.50 EUR (97)
Ø price 250 days Ø volume 250 days (pcs.)	4.37 EUR (74)
YTD High date	8.06 EUR (2024/03/18)
YTD Low date	2.88 EUR (2024/04/25)
52 Weeks High date	8.06 EUR (2024/03/18)
52 Weeks Low date	2.64 EUR (2023/08/08)

Arbitrage views

Exchange	Date	Time	Price	Trading volume (mio.)	Number of trades
Tradegate	2024/05/07	22:26	4.26 EUR	0.01	5
Stuttgart	2024/05/07	08:01	4.34 EUR	0.00	3
Nasdaq	2024/05/07	22:00	4.56 USD	4.17	5,080
London Stock Exchange	2024/03/01	16:40	7.56 USD	0.00	1
Frankfurt	2024/05/07	08:02	4.34 EUR	0.00	2

	07						
Duesseldorf	2024/05/07	18:38	4.40	EUR	0.00		3
Berlin	2024/05/07	20:08	4.42	EUR	0.00		12

Company profile

Company Logo



Company Profile

-

Contact Details

ABEONA THERAPEUTICS

--

Telefon: -

Fax: -

E-mail: -