

## TEKNA HOLDING ASA

ISIN: NO0010951577 WKN: -

## Overview

2024/05/21 09:12:36

Price  
5.60 NOKDifference  -3.78% (-0.22)

## General attributes

ISIN	NO0010951577
Symbol	TEKNA
Exchange	First North Stockholm
Currency	NOK
Sector	Technology
Security type	Stock
Market cap (m)	65 EUR
Benchmark	NORWAY OSLO BORS ALL SHARE(TRG)

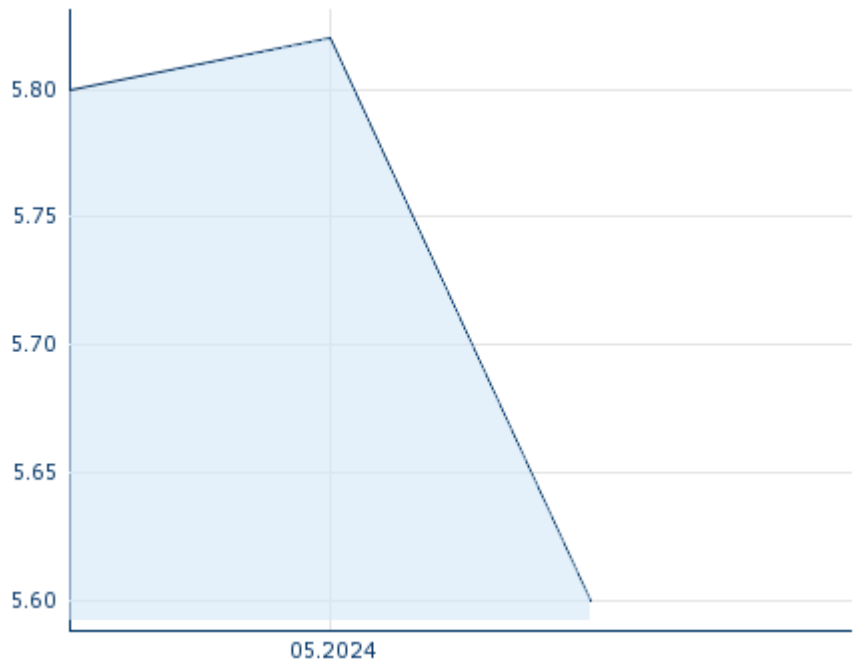
## Market data

Bid (Bid size)	5.96 NOK (2,745)
Ask (Ask size)	6.04 NOK (2,745)
Open	5.60 NOK
High	5.60 NOK
Low	5.60 NOK
Close (prev. day)	5.82 NOK
VWAP	5.60 NOK
Volume (pcs)	88
Trading volume	492.80
Number of trades	1
Last size	88

## Futures and Options

Related Futures	-
Related Options	-

5y



Information about previous performance does not guarantee future performance.  
Source: FactSet

## Recent research

on sector			
Date		Headline	Download
2024/08/09		Equity Weekly	
2024/08/02		Equity Weekly	
2024/07/29		Aktienempfehlungen Österreich	
2024/07/26		Equity Weekly	
2024/07/24		Global Equity Ratings	

## Details

2024/05/21 09:12:36

## Price

5.60 NOK

Difference  -3.78% (-0.22)

## General attributes

ISIN	NO0010951577
Symbol	TEKNA
Exchange	First North Stockholm
Currency	NOK
Sector	Technology
Security type	Stock
Market cap (m)	65 EUR
Benchmark	NORWAY OSLO BORS ALL SHARE(TRG)

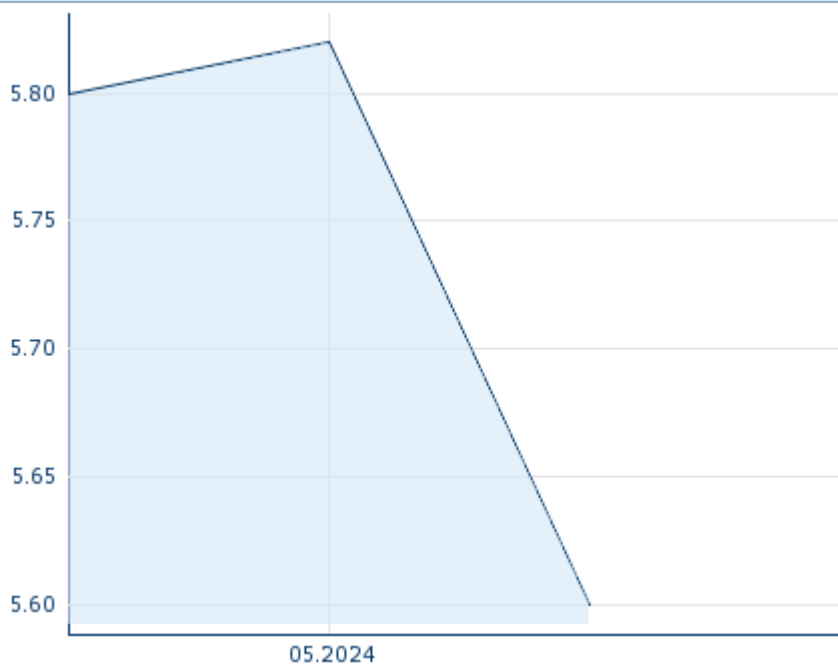
## Market data

Bid (Bid size)	5.96 NOK (2,745)
Ask (Ask size)	6.04 NOK (2,745)
Open	5.60 NOK
High	5.60 NOK
Low	5.60 NOK
Close (prev. day)	5.82 NOK
VWAP	5.60 NOK
Volume (pcs)	88
Trading volume	492.80
Number of trades	1
Last size	88

## Performance and Risk

	6m	1y	3y
Perf (%)	-	-	-
Perf (abs.)	-	-	-
Beta	0.16	0.30	0.32
Volatility	-	-	-

5y




Information about previous performance does not guarantee future performance.  
Source: FactSet

## Price data

Ø price 5 days   Ø volume 5 days (pcs.)	- NOK (-)
Ø price 30 days   Ø volume 30 days (pcs.)	- NOK (-)
Ø price 100 days   Ø volume 100 days (pcs.)	- NOK (-)
Ø price 250 days   Ø volume 250 days (pcs.)	- NOK (-)
YTD High   date	- NOK (-)
YTD Low   date	- NOK (-)
52 Weeks High   date	- NOK (-)
52 Weeks Low   date	- NOK (-)

## All listings for TEKNA HOLDING ASA

Exchange 	Date	Time	Price	Trading volume (mio.)	Number of trades
Stuttgart	2024/08/09	17:08	0.552 EUR	0.00	8
Munich	2024/08/09	12:16	0.574 EUR	0.00	2
Frankfurt	2024/08/09	17:16	0.57 EUR	0.00	7
First North Stockholm	2024/05/21	09:12	5.60 NOK	0.00	1
Berlin	2024/08/	21:43	0.584 EUR	0.00	15



## Company profile

### Company Logo



### Company Profile

-

### Contact Details

TEKNA HOLDING

--

----

Telefon: -

Fax: -

E-mail: -