



PROFILE SYSTEMS & SOFTWARE EUR0.23(CR)

ISIN: **GRS472003011** WKN: -

Overview

| | |
|---------------------|--|
| 2018/05/22 17:36:15 | |
| Price | 1.545 EUR |
| Difference |  101.96% (0.78) |

5y



| General attributes | |
|--------------------|-----------------------|
| ISIN | GRS472003011 |
| Symbol | PROF |
| Exchange | London Stock Exchange |
| Currency | EUR |
| Sector | - |
| Security type | Stock |
| Market cap (m) | 112 EUR |
| Benchmark | GREECE |

| Market data | |
|-------------------|-----------|
| Bid (Bid size) | - |
| Ask (Ask size) | - |
| Open | 1.545 EUR |
| High | 1.545 EUR |
| Low | 1.545 EUR |
| Close (prev. day) | 0.765 EUR |
| VWAP | - |
| Volume (pcs) | - |
| Trading volume | - |
| Number of trades | 1 |
| Last size | - |

| Futures and Options | |
|---------------------|---|
| Related Futures | - |
| Related Options | - |

Information about previous performance does not guarantee future performance.
Source: FactSet

Recent research

| on market | | |
|------------|--|----------|
| Date | Headline | Download |
| 2024/08/05 |  Gemischte Konjunktur in der Eurozone | |
| 2024/07/24 |  Aktienempfehlungen Global | |
| 2024/07/15 |  Aktienempfehlungen Global | |
| 2024/07/03 |  Global Strategy 3Q 2024 | |
| 2024/07/03 |  Global Strategy 3Q 2024 | |

Details

2018/05/22 17:36:15

5y

Price

1.545 EUR

Difference ▲ 101.96% (0.78)

General attributes


| | |
|----------------|-----------------------|
| ISIN | GRS472003011 |
| Symbol | PROF |
| Exchange | London Stock Exchange |
| Currency | EUR |
| Sector | - |
| Security type | Stock |
| Market cap (m) | 112 EUR |
| Benchmark | GREECE |

Market data

| | |
|-------------------|-----------|
| Bid (Bid size) | - |
| Ask (Ask size) | - |
| Open | 1.545 EUR |
| High | 1.545 EUR |
| Low | 1.545 EUR |
| Close (prev. day) | 0.765 EUR |
| VWAP | - |
| Volume (pcs) | - |
| Trading volume | - |
| Number of trades | 1 |
| Last size | - |

Performance and Risk

| | 6m | 1y | 3y |
|-------------|-------|-------|-------|
| Perf (%) | - | - | - |
| Perf (abs.) | - | - | - |
| Beta | 1.25 | 1.12 | 0.96 |
| Volatility | 84.14 | 84.14 | 83.51 |



Information about previous performance does not guarantee future performance.
Source: FactSet

Price data

| | |
|---|------------------------|
| Ø price 5 days Ø volume 5 days (pcs.) | 1.555 EUR (0) |
| Ø price 30 days Ø volume 30 days (pcs.) | 1.363 EUR (0) |
| Ø price 100 days Ø volume 100 days (pcs.) | 1.060 EUR (0) |
| Ø price 250 days Ø volume 250 days (pcs.) | - EUR (231) |
| YTD High date | 1.615 EUR (2018/05/15) |
| YTD Low date | 0.710 EUR (2018/01/02) |
| 52 Weeks High date | 1.615 EUR (2018/05/15) |
| 52 Weeks Low date | 0.675 EUR (2017/12/14) |

All listings for PROFILE SYSTEMS & SOFTWARE EUR0.23(CR)

| Exchange | Date | Time | Price | Trading volume (mio.) | Number of trades |
|-----------------------|------------|-------|-----------|-----------------------|------------------|
| London Stock Exchange | 2018/05/22 | 17:36 | 1.545 EUR | 0.00 | 1 |
| Athens Stock Exchange | 2024/08/09 | 16:09 | 4.57 EUR | 0.06 | 49 |

Company profile

Company Logo

Company Profile

Contact Details

PROFILE SYSTEMS & SOFTWARE

--

Telefon: -

Fax: -

E-mail: -