



# PROFILE SYSTEMS & SOFTWARE EUR0.23(CR)

ISIN: **GRS472003011** WKN: -

## Overview

|                     |  |
|---------------------|--|
| 2018/05/22 17:36:15 |  |
| <b>Price</b>        | 1.545 EUR  |
| <b>Difference</b>   |  101.96% (0.78) |

5y



| General attributes |                       |
|--------------------|-----------------------|
| ISIN               | GRS472003011          |
| Symbol             | PROF                  |
| Exchange           | London Stock Exchange |
| Currency           | EUR                   |
| Sector             | -                     |
| Security type      | Stock                 |
| Market cap (m)     | 126 EUR               |
| Benchmark          | GREECE                |

| Market data       |           |
|-------------------|-----------|
| Bid (Bid size)    | -         |
| Ask (Ask size)    | -         |
| Open              | 1.545 EUR |
| High              | 1.545 EUR |
| Low               | 1.545 EUR |
| Close (prev. day) | 0.765 EUR |
| VWAP              | -         |
| Volume (pcs)      | -         |
| Trading volume    | -         |
| Number of trades  | 1         |
| Last size         | -         |

| Futures and Options |   |
|---------------------|---|
| Related Futures     | - |
| Related Options     | - |

Information about previous performance does not guarantee future performance.  
**Source:** FactSet

### Recent research

| on market  |   |   |
|------------|---|---|
| Date       | Headline  | Download  |
| 2024/07/24 |  Aktienempfehlungen Global |  |
| 2024/07/15 |  Aktienempfehlungen Global |  |
| 2024/07/03 |  Global Strategy 3Q 2024   |  |
| 2024/07/03 |  Global Strategy 3Q 2024   |  |
| 2024/06/21 |  Global Equity Ratings     |  |

## Details

2018/05/22 17:36:15

**Price**

1.545 EUR

**Difference** ▲ 101.96% (0.78)

**General attributes**

|                |                       |
|----------------|-----------------------|
| ISIN           | GRS472003011          |
| Symbol         | PROF                  |
| Exchange       | London Stock Exchange |
| Currency       | EUR                   |
| Sector         | -                     |
| Security type  | Stock                 |
| Market cap (m) | 126 EUR               |
| Benchmark      | GREECE                |


**Market data**

|                   |           |
|-------------------|-----------|
| Bid (Bid size)    | -         |
| Ask (Ask size)    | -         |
| Open              | 1.545 EUR |
| High              | 1.545 EUR |
| Low               | 1.545 EUR |
| Close (prev. day) | 0.765 EUR |
| VWAP              | -         |
| Volume (pcs)      | -         |
| Trading volume    | -         |
| Number of trades  | 1         |
| Last size         | -         |

**Performance and Risk**

|             | 6m    | 1y    | 3y    |
|-------------|-------|-------|-------|
| Perf (%)    | -     | -     | -     |
| Perf (abs.) | -     | -     | -     |
| Beta        | 1.08  | 1.03  | 0.93  |
| Volatility  | 84.14 | 84.14 | 83.51 |

5y



Information about previous performance does not guarantee future performance.  
Source: FactSet

**Price data**

|   |                        |
|---|------------------------|
| Ø price 5 days   Ø volume 5 days (pcs.)     | 1.555 EUR (0)          |
| Ø price 30 days   Ø volume 30 days (pcs.)   | 1.363 EUR (0)          |
| Ø price 100 days   Ø volume 100 days (pcs.) | 1.060 EUR (0)          |
| Ø price 250 days   Ø volume 250 days (pcs.) | - EUR (231)            |
| YTD High   date                             | 1.615 EUR (2018/05/15) |
| YTD Low   date                              | 0.710 EUR (2018/01/02) |
| 52 Weeks High   date                        | 1.615 EUR (2018/05/15) |
| 52 Weeks Low   date                         | 0.675 EUR (2017/12/14) |

**All listings for PROFILE SYSTEMS & SOFTWARE EUR0.23(CR)**

| Exchange              | Date       | Time  | Price     | Trading volume (mio.) | Number of trades |
|-----------------------|------------|-------|-----------|-----------------------|------------------|
| London Stock Exchange | 2018/05/22 | 17:36 | 1.545 EUR | 0.00                  | 1                |
| Athens Stock Exchange | 2024/07/26 | 16:09 | 5.14 EUR  | 0.12                  | 61               |

## Company profile

### Company Logo

#### Contact Details

PROFILE SYSTEMS & SOFTWARE

--

----

Telefon: -

Fax: -

E-mail: -

### Company Profile

-