

## XANO INDUSTRI AB SER. B

ISIN: SE0018014151 WKN: 5205554

## Overview

2024/08/16 15:29:01

Price  
6.50 EURDifference  6.04% (0.37)

## General attributes

ISIN	SE0018014151
Symbol	XANO B
Exchange	Frankfurt
Currency	EUR
Sector	Industry
Security type	Stock
Market cap (m)	315 EUR
Benchmark	OMX STOCKHOLM 30 INDEX

## Market data

Bid (Bid size)	-
Ask (Ask size)	-
Open	6.46 EUR
High	6.50 EUR
Low	5.96 EUR
Close (prev. day)	6.13 EUR
VWAP	7.45 EUR
Volume (pcs)	0
Trading volume	0.00
Number of trades	5
Last size	0

## Futures and Options







Related Futures	-
Related Options	-

5y



Information about previous performance does not guarantee future performance.  
Source: FactSet

## Recent research

on sector			
Date		Headline	Download
2024/08/16		Equity Weekly	
2024/08/13		Aktienempfehlungen Österreich	
2024/08/12		Global Equity Ratings	
2024/08/12		Aktienempfehlungen Global	
2024/08/09		Equity Weekly	

## Details

2024/08/16 15:29:01

**Price**  
6.50 EUR

**Difference** ▲ 6.04% (0.37)

## General attributes

ISIN	SE0018014151
Symbol	XANO B
Exchange	Frankfurt
Currency	EUR
Sector	Industry
Security type	Stock
Market cap (m)	315 EUR
Benchmark	OMX STOCKHOLM 30 INDEX

## Market data

Bid (Bid size)	-
Ask (Ask size)	-
Open	6.46 EUR
High	6.50 EUR
Low	5.96 EUR
Close (prev. day)	6.13 EUR
VWAP	7.45 EUR
Volume (pcs)	0
Trading volume	0.00
Number of trades	5
Last size	0

## Performance and Risk

	6m	1y	3y
Perf (%)	-2.69%	-24.33%	-
Perf (abs.)	-0.18	-2.09	-
Beta	0.42	0.44	1.02
Volatility	66.67	55.57	-

5y



Information about previous performance does not guarantee future performance.  
Source: FactSet

## Price data

Ø price 5 days   Ø volume 5 days (pcs.)	6.15 EUR (0)
Ø price 30 days   Ø volume 30 days (pcs.)	6.38 EUR (0)
Ø price 100 days   Ø volume 100 days (pcs.)	7.25 EUR (134)
Ø price 250 days   Ø volume 250 days (pcs.)	7.01 EUR (60)
YTD High   date	9.19 EUR (2024/04/09)
YTD Low   date	5.94 EUR (2024/03/15)
52 Weeks High   date	9.19 EUR (2024/04/09)
52 Weeks Low   date	5.94 EUR (2024/03/15)

## Arbitrage views

Exchange <span>⊕</span>	Date	Time	Price	Trading volume (mio.)	Number of trades
Nasdaq Stockholm	2024/08/16	18:00	80.90 SEK	0.22	77
Munich	2024/08/16	08:09	6.57 EUR	0.00	1
London Stock Exchange	2023/09/29	17:37	80.00 SEK	0.11	1
Frankfurt	2024/08/16	15:29	6.50 EUR	0.00	5
Duesseldorf	2024/08/16	19:31	6.85 EUR	0.00	6

	16						
Berlin	2024/08/16	21:43	7.01 EUR	0.00			19

## Company profile

### Company Logo



### Company Profile

-

### Contact Details

XANO INDUSTRI

--

----

Telefon: -

Fax: -

E-mail: -