

# NOLATO AB SER. B

ISIN: **SE0015962477** WKN: **4589710**

## Overview

2024/04/26 08:11:40

**Price**  
4.568 EUR

**Difference**  0.00% (0.00)

### General attributes

ISIN	SE0015962477
Symbol	NOLA B
Exchange	Munich
Currency	EUR
Sector	Chemical / Pharmaceutical / Health
Security type	Stock
Market cap (m)	1,116 EUR
Benchmark	OMX STOCKHOLM 30 INDEX

### Market data

Bid (Bid size)	-
Ask (Ask size)	-
Open	4.568 EUR
High	4.568 EUR
Low	4.568 EUR
Close (prev. day)	4.568 EUR
VWAP	4.704 EUR
Volume (pcs)	0
Trading volume	0.00
Number of trades	1
Last size	0








### Futures and Options

Related Futures	-
Related Options	-



Information about previous performance does not guarantee future performance.  
Source: FactSet

### Recent research

on sector			
Date		Headline	Download
2024/04/26		Global Equity Ratings	
2024/04/26		Aktienempfehlungen Global	
2024/04/15		Aktienempfehlungen Österreich	
2024/04/03		Global Equity Ratings	
2024/04/03		Aktienempfehlungen Global	

## Details

2024/04/26 08:11:40

## Price

4.568 EUR

Difference ➔ 0.00% (0.00)

## General attributes

ISIN	SE0015962477
Symbol	NOLA B
Exchange	Munich
Currency	EUR
Sector	Chemical / Pharmaceutical / Health
Security type	Stock
Market cap (m)	1,116 EUR
Benchmark	OMX STOCKHOLM 30 INDEX

## Market data

Bid (Bid size)	-
Ask (Ask size)	-
Open	4.568 EUR
High	4.568 EUR
Low	4.568 EUR
Close (prev. day)	4.568 EUR
VWAP	4.704 EUR
Volume (pcs)	0
Trading volume	0.00
Number of trades	1
Last size	0

## Performance and Risk

	6m	1y	3y
Perf (%)	+6.68%	-4.79%	-
Perf (abs.)	+0.29	-0.23	-
Beta	1.07	1.07	1.25
Volatility	24.93	25.06	-

5y



Information about previous performance does not guarantee future performance.  
Source: FactSet

## Price data

Ø price 5 days   Ø volume 5 days (pcs.)	4.536 EUR (0)
Ø price 30 days   Ø volume 30 days (pcs.)	4.329 EUR (42)
Ø price 100 days   Ø volume 100 days (pcs.)	4.362 EUR (19)
Ø price 250 days   Ø volume 250 days (pcs.)	4.272 EUR (8)
YTD High   date	4.824 EUR (2024/01/02)
YTD Low   date	3.834 EUR (2024/03/05)
52 Weeks High   date	5.155 EUR (2023/05/05)
52 Weeks Low   date	3.528 EUR (2023/08/18)

## Arbitrage views

Exchange <span>⊕</span>	Date	Time	Price	Trading volume (mio.)	Number of trades
Stuttgart	2024/04/26	11:10	4.536 EUR	0.00	5
Nasdaq Stockholm	2024/04/26	17:29	53.90 SEK	5.33	430
Munich	2024/04/26	08:11	4.568 EUR	0.00	1
London Stock Exchange	2023/09/29	17:37	44.82 SEK	0.76	2
Frankfurt	2024/04/26	09:15	4.446 EUR	0.00	3

	26					
FINRA other OTC Issues	2024/04/04	15:56	5.00 USD	0.00		1
Duesseldorf	2024/04/26	19:32	4.514 EUR	0.00		7
Berlin	2024/04/26	21:43	4.606 EUR	0.00		18

## Company profile

### Company Logo



### Company Profile

-

### Contact Details

NOLATO B

--

----

Telefon: -

Fax: -

E-mail: -