

KONE CORP. [NEW] FUTURE (TKC4) - EUX/202406

2024/05/31 19:01:58

Price
52.945 EUR

Difference  -1.08% (-0.58)

General attributes

Symbol	TKC4M24
Exchange	Eurex
Currency	EUR
Security type	Future
Underlying	KONE OYJ
Maturity	06-2024
Contract size	100

Market data

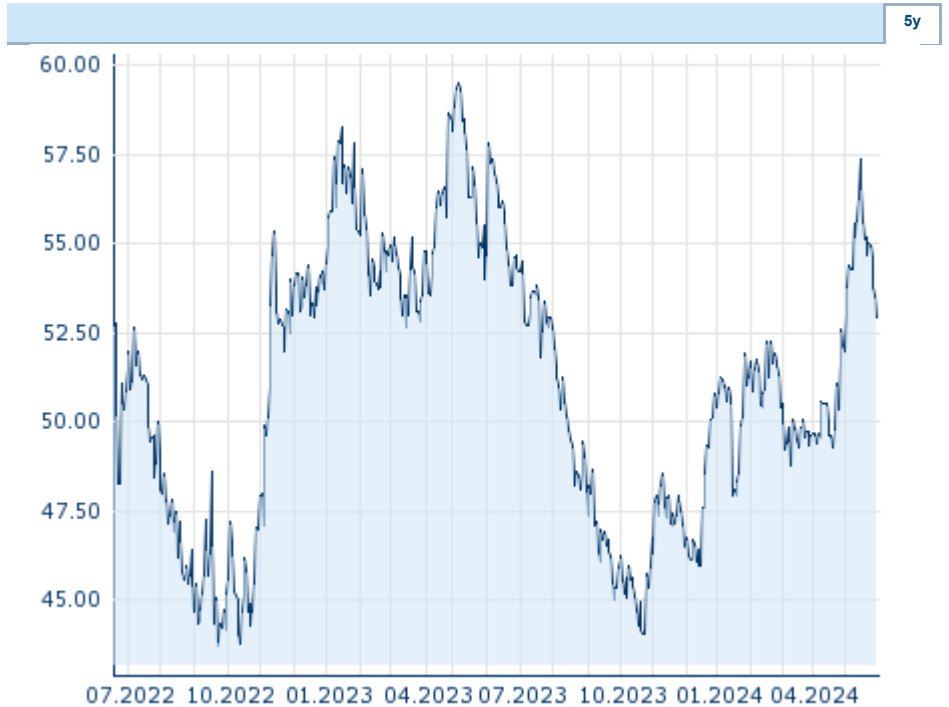
Bid (Bid size)	- EUR (-)
Ask (Ask size)	- EUR (-)
Open	52.945 EUR
High	52.945 EUR
Low	52.945 EUR
Close (prev. day)	53.5254 EUR
Underlying	KONE OYJ
Underlying price (date)	46.79 (24/05/31)
Settlement price (date)	52.95 (24/05/31)
Open Interest	0

Performance and Risk

	6m	1y	3y
Perf (%)	+15.11%	-3.60%	-
Perf (abs.)	+7.02	-2.00	-
Beta	-	-	-
Volatility	19.80	19.41	-

Futures and Options

Related Futures	-
Related Options	-












Information about previous performance does not guarantee future performance.
Source: FactSet

Price data

Ø price 5 days Ø volume 5 days (pcs.)	54.385 EUR (0)
Ø price 30 days Ø volume 30 days (pcs.)	53.564 EUR (0)
Ø price 100 days Ø volume 100 days (pcs.)	51.298 EUR (0)
Ø price 250 days Ø volume 250 days (pcs.)	50.056 EUR (0)
YTD High date	57.375 EUR (2024/05/16)
YTD Low date	47.906 EUR (2024/01/19)
52 Weeks High date	57.828 EUR (2023/06/02)
52 Weeks Low date	44.056 EUR (2023/10/24)

Recent Research

on underlying	on sector	on market	
Date		Headline	Download
2023/10/27		Global Equity Ratings	
2023/10/27		Aktienempfehlungen Global	
2023/09/29		Global Equity Ratings	
2023/09/29		Aktienempfehlungen Global	
2023/09/08		Global Equity Ratings	