

# KONE CORP. [NEW] FUTURE (TKC4) - EUX/202406

2024/05/20 19:13:29

Price  
**55.6057** EUR

Difference  -1.77% (-1.00)

### General attributes

Symbol	TKC4M24
Exchange	Eurex
Currency	EUR
Security type	Future
Underlying	KONE OYJ
Maturity	06-2024
Contract size	100

### Market data

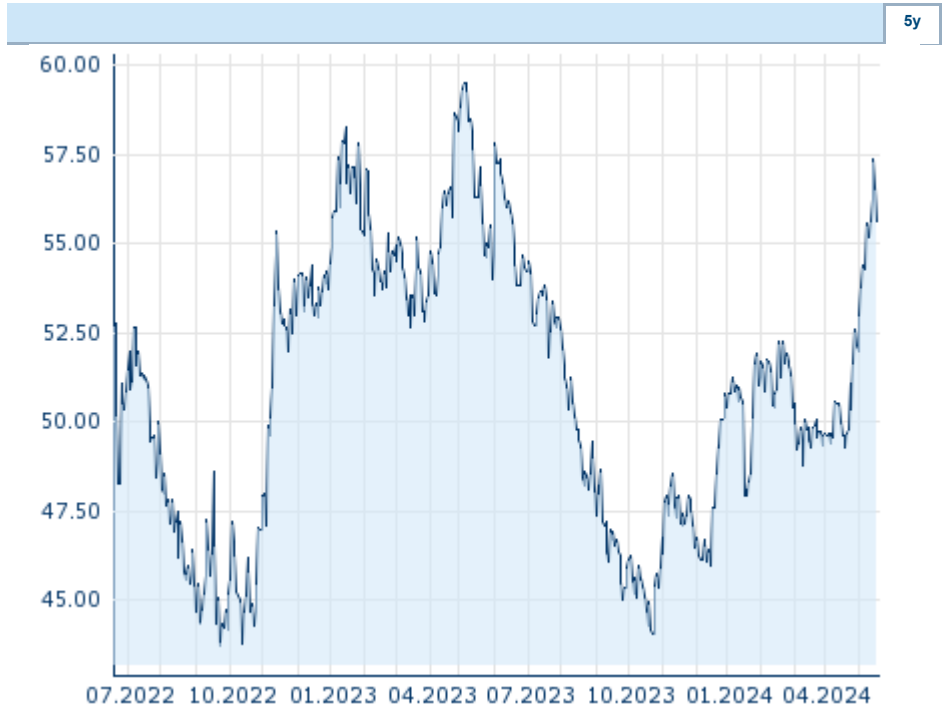
Bid (Bid size)	- EUR (-)
Ask (Ask size)	- EUR (-)
Open	55.6057 EUR
High	55.6057 EUR
Low	55.6057 EUR
Close (prev. day)	56.6092 EUR
Underlying	KONE OYJ
Underlying price (date)	49.38 (24/05/20)
Settlement price (date)	55.61 (24/05/20)
Open Interest	0

### Performance and Risk

	6m	1y	3y
Perf (%)	+17.27%	-2.67%	-
Perf (abs.)	+8.19	-1.53	-
Beta	-	-	-
Volatility	19.77	19.74	-

### Futures and Options

Related Futures	-
Related Options	-












Information about previous performance does not guarantee future performance.  
Source: FactSet

### Price data

Ø price 5 days   Ø volume 5 days (pcs.)	56.2894 EUR (0)
Ø price 30 days   Ø volume 30 days (pcs.)	52.3673 EUR (0)
Ø price 100 days   Ø volume 100 days (pcs.)	50.9828 EUR (0)
Ø price 250 days   Ø volume 250 days (pcs.)	50.1040 EUR (0)
YTD High   date	57.3752 EUR (2024/05/16)
YTD Low   date	47.9062 EUR (2024/01/19)
52 Weeks High   date	57.8275 EUR (2023/06/02)
52 Weeks Low   date	44.0556 EUR (2023/10/24)

### Recent Research

on underlying   on sector   on market			
Date		Headline	Download
2023/10/27		Global Equity Ratings	
2023/10/27		Aktienempfehlungen Global	
2023/09/29		Global Equity Ratings	
2023/09/29		Aktienempfehlungen Global	
2023/09/08		Global Equity Ratings	