

# KOJAMO OYJ FUTURE (KOJF) - EUX/202412

2024/07/26 18:35:30

**Price**  
**9.2685** EUR  
 Difference  0.32% (0.03)

### General attributes

Symbol	KOJFZ24
Exchange	Eurex
Currency	EUR
Security type	Future
Underlying	KOJAMO OYJ
Maturity	12-2024
Contract size	100

### Market data

Bid (Bid size)	- EUR (-)
Ask (Ask size)	- EUR (-)
Open	9.2685 EUR
High	9.2685 EUR
Low	9.2685 EUR
Close (prev. day)	9.239 EUR
Underlying	KOJAMO OYJ
Underlying price (date)	9.12 (24/07/26)
Settlement price (date)	9.27 (24/07/26)
Open Interest	0

### Performance and Risk

	6m	1y	3y
Perf (%)	-18.16%	+0.63%	-
Perf (abs.)	-2.06	+0.06	-
Beta	-	-	-
Volatility	31.52	36.98	-

### Futures and Options

Related Futures	-
Related Options	-

5y












Information about previous performance does not guarantee future performance.  
 Source: FactSet

### Price data

Ø price 5 days   Ø volume 5 days (pcs.)	9.3193 EUR (0)
Ø price 30 days   Ø volume 30 days (pcs.)	9.7352 EUR (0)
Ø price 100 days   Ø volume 100 days (pcs.)	10.3301 EUR (0)
Ø price 250 days   Ø volume 250 days (pcs.)	10.1573 EUR (0)
YTD High   date	12.3477 EUR (2024/01/08)
YTD Low   date	9.2390 EUR (2024/07/25)
52 Weeks High   date	12.5632 EUR (2023/12/27)
52 Weeks Low   date	7.7653 EUR (2023/10/25)

### Recent Research

on sector		on market	
Date		Headline	Download
2024/07/26		Equity Weekly	
2024/07/24		Global Equity Ratings	
2024/07/24		Aktienempfehlungen Global	
2024/07/15		Aktienempfehlungen Global	
2024/07/12		Global Equity Ratings	