

# PROSUS N.V. FUTURE (PRXF) - EUX/202307

2023/05/26 18:33:49

Price  
**65.0446** EUR

Difference  1.56% (1.00)

### General attributes

Symbol	PRXFN23
Exchange	Eurex
Currency	EUR
Security type	Future
Underlying	PROSUS N.V.
Maturity	07-2023
Contract size	100

### Market data

Bid (Bid size)	- EUR (-)
Ask (Ask size)	- EUR (-)
Open	65.0446 EUR
High	65.0446 EUR
Low	65.0446 EUR
Close (prev. day)	64.0455 EUR
Underlying	PROSUS N.V.
Underlying price (date)	64.71 (23/05/26)
Settlement price (date)	65.04 (23/05/26)
Open Interest	0

### Performance and Risk

	6m	1y	3y
Perf (%)	+10.03%	-	-
Perf (abs.)	+5.93	-	-
Beta	-	-	-
Volatility	35.94	47.68	47.68

### Futures and Options

Related Futures	-
Related Options	-

5y












Information about previous performance does not guarantee future performance.  
Source: FactSet

### Price data

Ø price 5 days   Ø volume 5 days (pcs.)	66.0516 EUR (0)
Ø price 30 days   Ø volume 30 days (pcs.)	67.7090 EUR (0)
Ø price 100 days   Ø volume 100 days (pcs.)	70.9227 EUR (0)
Ø price 250 days   Ø volume 250 days (pcs.)	- EUR (0)
YTD High   date	79.9655 EUR (2023/01/27)
YTD Low   date	63.8384 EUR (2023/05/09)
52 Weeks High   date	79.9655 EUR (2023/01/27)
52 Weeks Low   date	41.3588 EUR (2022/10/24)

### Recent Research

on sector		on market	
Date		Headline	Download
2023/05/24		Global Equity Ratings	
2023/05/24		Aktienempfehlungen Global	
2023/05/03		Global Equity Ratings	
2023/05/03		Aktienempfehlungen Global	
2023/04/25		Global Equity Ratings	