

PROSUS N.V. FUTURE (PRXF) - EUX/202307

2023/03/20 18:42:52

Price
66.3113 EUR
 Difference  1.09% (0.72)

General attributes

Symbol	PRXFN23
Exchange	Eurex
Currency	EUR
Security type	Future
Underlying	PROSUS N.V.
Maturity	07-2023
Contract size	100

Market data

Bid (Bid size)	- EUR (-)
Ask (Ask size)	- EUR (-)
Open	66.3113 EUR
High	66.3113 EUR
Low	66.3113 EUR
Close (prev. day)	65.5948 EUR
Underlying	PROSUS N.V.
Underlying price (date)	65.64 (23/03/20)
Settlement price (date)	66.31 (23/03/20)
Open Interest	0

Performance and Risk

	6m	1y	3y
Perf (%)	+11.91%	-	-
Perf (abs.)	+6.98	-	-
Beta	-	-	-
Volatility	50.80	49.36	49.36

Futures and Options

Related Futures	-
Related Options	-

5y











Information about previous performance does not guarantee future performance.
 Source: FactSet

Price data

Ø price 5 days Ø volume 5 days (pcs.)	65.8803 EUR (0)
Ø price 30 days Ø volume 30 days (pcs.)	70.8023 EUR (0)
Ø price 100 days Ø volume 100 days (pcs.)	66.9838 EUR (0)
Ø price 250 days Ø volume 250 days (pcs.)	- EUR (0)
YTD High date	79.9655 EUR (2023/01/27)
YTD Low date	65.1587 EUR (2023/03/15)
52 Weeks High date	79.9655 EUR (2023/01/27)
52 Weeks Low date	41.3588 EUR (2022/10/24)

Recent Research

on sector		on market	
Date		Headline	Download
2023/03/16		Global Equity Ratings	
2023/03/16		Aktienempfehlungen Global	
2023/03/10		Global Equity Ratings	
2023/03/10		Aktienempfehlungen Global	
2023/02/27		Global Equity Ratings	