

AMADEUS IT GROUP S.A. (AI3P) - EUX/20230721

2022/11/30 18:36:12

Price
51.5946 EUR
 Difference  0.79% (0.40)

General attributes

Symbol AI3PN23
 Exchange Eurex
 Currency EUR
 Security type Future
 Underlying AMADEUS IT GROUP SA
 Maturity 07-2023
 Contract size 100

Market data

Bid (Bid size) - EUR (-)
 Ask (Ask size) - EUR (-)
 Open 51.5946 EUR
 High 51.5946 EUR
 Low 51.5946 EUR
 Close (prev. day) 51.1916 EUR
 Underlying AMADEUS IT GROUP SA
 Underlying price (date) 51.26 (22/11/30)
 Settlement price (date) 51.59 (22/11/30)
 Open Interest 0

Performance and Risk

| | 6m | 1y | 3y |
|-------------|-------|-------|-------|
| Perf (%) | - | - | - |
| Perf (abs.) | - | - | - |
| Beta | - | - | - |
| Volatility | 26.67 | 26.67 | 26.67 |

Futures and Options

Related Futures -
 Related Options -

5y













Information about previous performance does not guarantee future performance.
 Source: FactSet

Price data

| | |
|---|--------------------------|
| Ø price 5 days Ø volume 5 days (pcs.) | 51.5742 EUR (0) |
| Ø price 30 days Ø volume 30 days (pcs.) | 51.8362 EUR (0) |
| Ø price 100 days Ø volume 100 days (pcs.) | 52.6387 EUR (0) |
| Ø price 250 days Ø volume 250 days (pcs.) | - EUR (0) |
| YTD High date | 57.5483 EUR (2022/08/10) |
| YTD Low date | 46.1832 EUR (2022/09/29) |
| 52 Weeks High date | 57.5483 EUR (2022/08/10) |
| 52 Weeks Low date | 46.1832 EUR (2022/09/29) |

Recent Research

| on underlying | on sector | on market | |
|---------------|---|---------------------------|---|
| Date | | Headline | Download |
| 2022/11/28 |  | Global Equity Ratings |  |
| 2022/11/28 |  | Aktienempfehlungen Global |  |
| 2022/11/18 |  | Global Equity Ratings |  |
| 2022/11/18 |  | Aktienempfehlungen Global |  |
| 2022/10/31 |  | Aktienempfehlungen Global |  |