

ALSTOM S.A. FUTURE (AOMJ) - EUX/202307

2023/03/24 18:32:59

Price
23.9957 EUR

Difference  -4.08% (-1.02)

General attributes

Symbol	AOMJN23
Exchange	Eurex
Currency	EUR
Security type	Future
Underlying	ALSTOM SA
Maturity	07-2023
Contract size	100

Market data

Bid (Bid size)	- EUR (-)
Ask (Ask size)	- EUR (-)
Open	23.9957 EUR
High	23.9957 EUR
Low	23.9957 EUR
Close (prev. day)	25.0163 EUR
Underlying	ALSTOM SA
Underlying price (date)	23.75 (23/03/24)
Settlement price (date)	24.00 (23/03/24)
Open Interest	0

Performance and Risk

	6m	1y	3y
Perf (%)	+34.21%	-	-
Perf (abs.)	+6.12	-	-
Beta	-	-	-
Volatility	38.41	41.35	41.35

Futures and Options

Related Futures	-
Related Options	-

5y












Information about previous performance does not guarantee future performance.
Source: FactSet

Price data

Ø price 5 days Ø volume 5 days (pcs.)	24.5765 EUR (0)
Ø price 30 days Ø volume 30 days (pcs.)	26.7532 EUR (0)
Ø price 100 days Ø volume 100 days (pcs.)	25.6724 EUR (0)
Ø price 250 days Ø volume 250 days (pcs.)	- EUR (0)
YTD High date	28.6926 EUR (2023/02/02)
YTD Low date	23.4745 EUR (2023/03/15)
52 Weeks High date	28.6926 EUR (2023/02/02)
52 Weeks Low date	16.5147 EUR (2022/09/29)

Recent Research

on underlying	on sector	on market	
Date		Headline	Download
2022/05/04		Global Equity Ratings	
2022/05/04		Aktienempfehlungen Global	
2022/04/27		Global Equity Ratings	
2022/04/27		Aktienempfehlungen Global	
2022/04/14		Global Equity Ratings	