


# NOK/HUF (NOK) - BUD/20240619

2024/05/15 03:44:50	
<b>Price</b>	<b>33.0142</b> HUF
<b>Difference</b>	 -0.56% (-0.18)

<b>General attributes</b>	
Symbol	NOK0624
Exchange	Budapest Stock Exchange
Currency	HUF
Security type	Future
Underlying	NORWEGIAN KRONER / HUNGARIAN FORINT (NOK/HUF)
Maturity	06-2024
Contract size	10,000

<b>Market data</b>	
Bid (Bid size)	- HUF (-)
Ask (Ask size)	- HUF (-)
Open	33.0142 HUF
High	-
Low	-
Close (prev. day)	33.1986 HUF
Underlying	NORWEGIAN KRONER / HUNGARIAN FORINT (NOK/HUF)
Underlying price (date)	- (-)
Settlement price (date)	- (-)
Open Interest	0










<b>Performance and Risk</b>			
	6m	1y	3y
Perf (%)	-	-	-
Perf (abs.)	-	-	-
Beta	-	-	-
Volatility	-	-	-

<b>Futures and Options</b>	
Related Futures	-
Related Options	-



Information about previous performance does not guarantee future performance.  
Source: FactSet

<b>Price data</b>	
Ø price 5 days   Ø volume 5 days (pcs.)	- HUF (-)
Ø price 30 days   Ø volume 30 days (pcs.)	- HUF (-)
Ø price 100 days   Ø volume 100 days (pcs.)	- HUF (-)
Ø price 250 days   Ø volume 250 days (pcs.)	- HUF (-)
YTD High   date	- HUF (-)
YTD Low   date	- HUF (-)
52 Weeks High   date	- HUF (-)
52 Weeks Low   date	- HUF (-)

<b>Recent Research</b>			
on underlying		on market	
Date		Headline	Download
2024/05/13		Will Romanian central bank begin monetary easing?	
2024/05/10		Disinflation ended in April	
2024/05/08		Industry plummeted by 2.8% y/y in March	
2024/05/07		Massive surprise to the upside	
2024/05/06		Unfavorable factors behind the shiny figure	