


EURO/USD FUTURES (WITH HUF SETTLEMENT) (EUR-USD) - BUD/20240619

2024/05/16 18:58:07

Price
1.087 USD

Difference  0.11% (0.00)

General attributes

Symbol EUR-USD0624
Exchange Budapest Stock Exchange
Currency USD
Security type Future
Underlying EURO / US DOLLAR (EUR/USD)
Maturity 06-2024
Contract size 1,000

Market data

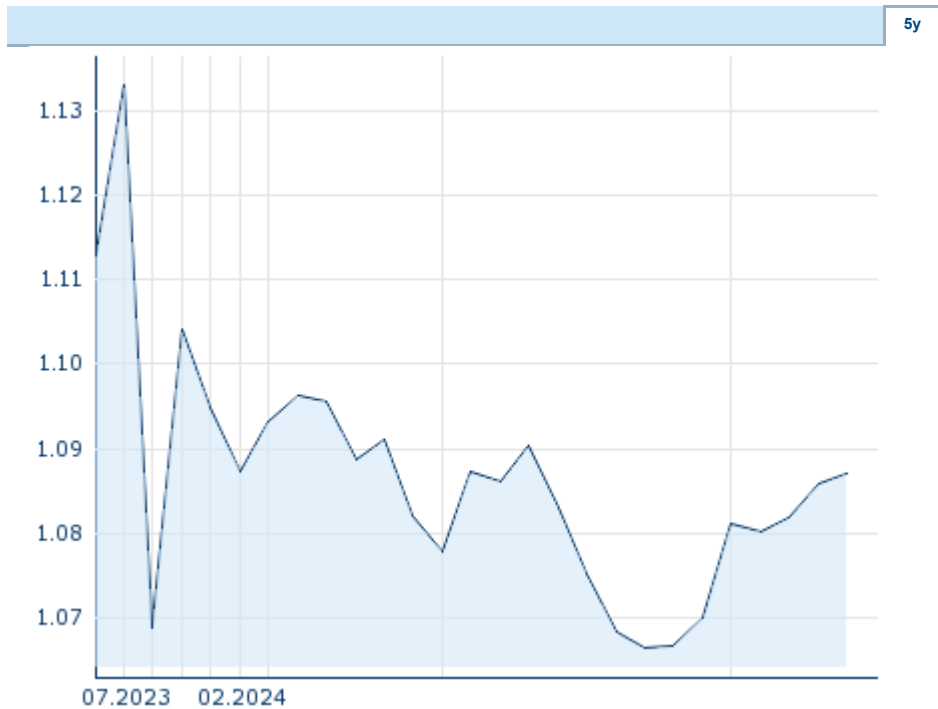
Bid (Bid size) 1.0901 USD (100)
Ask (Ask size) 1.0865 USD (50)
Open 1.0901 USD
High 1.0901 USD
Low 1.087 USD
Close (prev. day) 1.0858 USD
Underlying EURO / US DOLLAR (EUR/USD)
Underlying price (date) 1.0871 (24/05/17)
Settlement price (date) - (-)
Open Interest 40,760

Performance and Risk

	6m	1y	3y
Perf (%)	-	-2.34%	-
Perf (abs.)	-	-0.03	-
Beta	-	-	-
Volatility	8.66	-	-

Futures and Options

Related Futures -
Related Options -











Information about previous performance does not guarantee future performance.
Source: FactSet

Price data

Ø price 5 days | Ø volume 5 days (pcs.) 1.084 USD (1,580)
Ø price 30 days | Ø volume 30 days (pcs.) 1.079 USD (758)
Ø price 100 days | Ø volume 100 days (pcs.) 1.084 USD (565)
Ø price 250 days | Ø volume 250 days (pcs.) - USD (-)
YTD High | date 1.098 USD (2024/03/11)
YTD Low | date 1.067 USD (2024/04/15)
52 Weeks High | date - USD (-)
52 Weeks Low | date - USD (-)

Recent Research

on market

Date	Headline	Download
2024/05/13	 Will Romanian central bank begin monetary easing?	
2024/05/10	 EU News Monthly May 2024	
2024/05/08	 Marktkommentar	
2024/05/06	 Anzeichen für eine wirtschaftliche Wende?	
2024/05/06	 Mixed data on retail sales and industrial output	