

EURO/NOK FUTURES (WITH HUF SETTLEMENT) (EUR-NOK) - BUD/20240619

2024/05/07 18:43:48

Price
11.7079 NOK
 Difference  0.96% (0.11)

General attributes

Symbol EUR-NOK0624
Exchange Budapest Stock Exchange
Currency NOK
Security type Future
Underlying EURO / NORWEGIAN KRONER (EUR/NOK)
Maturity 06-2024
Contract size 1,000

Market data

Bid (Bid size) 11.3646 NOK (100)
Ask (Ask size) 11.5977 NOK (100)
Open 11.7079 NOK
High 11.7079 NOK
Low 11.7079 NOK
Close (prev. day) 11.5977 NOK
Underlying EURO / NORWEGIAN KRONER (EUR/NOK)
Underlying price (date) 11.757 (24/05/08)
Settlement price (date) - (-)
Open Interest 300

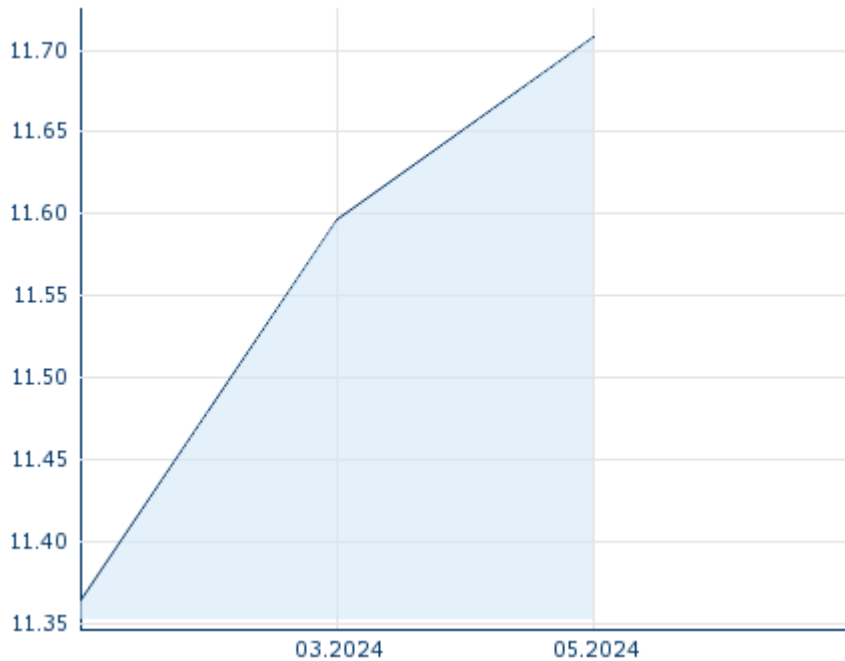
Performance and Risk

	6m	1y	3y
Perf (%)	-	-	-
Perf (abs.)	-	-	-
Beta	-	-	-
Volatility	-	-	-

Futures and Options

Related Futures -
Related Options -

5y











Information about previous performance does not guarantee future performance.
 Source: FactSet

Price data

Ø price 5 days | Ø volume 5 days (pcs.) - NOK (-)
Ø price 30 days | Ø volume 30 days (pcs.) - NOK (-)
Ø price 100 days | Ø volume 100 days (pcs.) - NOK (-)
Ø price 250 days | Ø volume 250 days (pcs.) - NOK (-)
YTD High | date - NOK (-)
YTD Low | date - NOK (-)
52 Weeks High | date - NOK (-)
52 Weeks Low | date - NOK (-)

Recent Research

on market		
Date	Headline	Download
2024/05/08	 Marktkommentar	
2024/05/06	 Anzeichen für eine wirtschaftliche Wende?	
2024/05/06	 Mixed data on retail sales and industrial output	
2024/05/02	 FX markets reflect uncertain interest rate outlook	
2024/05/02	 FX-Märkte spiegeln unsicheres Zinsumfeld wider	