


# EURO/GBP FUTURES (WITH HUF SETTLEMENT) (EUR-GBP) - BUD/20240619

2024/05/15 19:53:53

**Price**  
0.8604 GBP

**Difference**  0.00% (0.00)

**General attributes**

**Symbol** EUR-GBP0624

**Exchange** Budapest Stock Exchange

**Currency** GBP

**Security type** Future

**Underlying** EURO / BRITISH POUND (EUR/GBP)

**Maturity** 06-2024

**Contract size** 1,000

**Market data**

**Bid (Bid size)** - GBP (-)

**Ask (Ask size)** 0.8604 GBP (400)

**Open** 0.8604 GBP

**High** 0.8604 GBP

**Low** 0.8604 GBP

**Close (prev. day)** 0.8604 GBP

**Underlying** EURO / BRITISH POUND (EUR/GBP)

**Underlying price (date)** 0.8569 (24/05/17)

**Settlement price (date)** - (-)

**Open Interest** 400

**Performance and Risk**

	6m	1y	3y
Perf (%)	-	-	-
Perf (abs.)	-	-	-
Beta	-	-	-
Volatility	-	-	-

**Futures and Options**

**Related Futures** -

**Related Options** -



Information about previous performance does not guarantee future performance.  
Source: FactSet

**Price data**

Ø price 5 days | Ø volume 5 days (pcs.) - GBP (-)

Ø price 30 days | Ø volume 30 days (pcs.) - GBP (-)

Ø price 100 days | Ø volume 100 days (pcs.) - GBP (-)

Ø price 250 days | Ø volume 250 days (pcs.) - GBP (-)

YTD High | date - GBP (-)









YTD Low | date - GBP (-)

52 Weeks High | date - GBP (-)

52 Weeks Low | date - GBP (-)

**Recent Research**

on market

Date	Headline	Download
2024/05/13	 Will Romanian central bank begin monetary easing?	
2024/05/10	 EU News Monthly May 2024	
2024/05/08	 Marktkommentar	
2024/05/06	 Anzeichen für eine wirtschaftliche Wende?	
2024/05/06	 Mixed data on retail sales and industrial output	