

## HOME INVEST BELGIUM S.A.

ISIN: **BE0974409410** WKN: **972239**

## Overview

2024/07/26 17:35:25

Price  
17.50 EURDifference  0.00% (0.00)

## General attributes

ISIN	BE0974409410
Symbol	HOMI
Exchange	Euronext Brussels
Currency	EUR
Sector	Other
Security type	Stock
Market cap (m)	354 EUR
Benchmark	BEL 20 INDEX

## Market data

Bid (Bid size)	17.36 EUR (50)
Ask (Ask size)	17.50 EUR (82)
Open	17.44 EUR
High	17.52 EUR
Low	17.34 EUR
Close (prev. day)	17.50 EUR
VWAP	17.442679 EUR
Volume (pcs)	836
Trading volume	14,582.00
Number of trades	31
Last size	1

## Futures and Options










Related Futures	-
Related Options	-

5y



Information about previous performance does not guarantee future performance.  
Source: FactSet

## Recent research

on sector		on market	
Date		Headline	Download
2024/07/26		Equity Weekly	
2024/07/24		Global Equity Ratings	
2024/07/24		Aktienempfehlungen Global	
2024/07/15		Aktienempfehlungen Global	
2024/07/12		Global Equity Ratings	

## Details

2024/07/26 17:35:25

### Price

17.50 EUR

**Difference** ↔ 0.00% (0.00)

### General attributes

ISIN	BE0974409410
Symbol	HOMI
Exchange	Euronext Brussels
Currency	EUR
Sector	Other
Security type	Stock
Market cap (m)	354 EUR
Benchmark	BEL 20 INDEX

### Market data

Bid (Bid size)	17.36 EUR (50)
Ask (Ask size)	17.50 EUR (82)
Open	17.44 EUR
High	17.52 EUR
Low	17.34 EUR
Close (prev. day)	17.50 EUR
VWAP	17.442679 EUR
Volume (pcs)	836
Trading volume	14,582.00
Number of trades	31
Last size	1

### Performance and Risk

	6m	1y	3y
Perf (%)	+16.51%	+4.04%	-
Perf (abs.)	+2.48	+0.68	-
Beta	0.65	0.55	0.56
Volatility	31.25	30.43	-

5y



Information about previous performance does not guarantee future performance.  
Source: FactSet

### Price data

Ø price 5 days   Ø volume 5 days (pcs.)	17.51 EUR (4,003)
Ø price 30 days   Ø volume 30 days (pcs.)	17.55 EUR (8,494)
Ø price 100 days   Ø volume 100 days (pcs.)	17.08 EUR (9,951)
Ø price 250 days   Ø volume 250 days (pcs.)	15.93 EUR (9,768)
YTD High   date	19.10 EUR (2024/06/03)
YTD Low   date	14.30 EUR (2024/02/06)
52 Weeks High   date	19.10 EUR (2024/06/03)
52 Weeks Low   date	13.20 EUR (2023/10/23)

### Arbitrage views

Exchange <span>↕</span>	Date	Time	Price	Trading volume (mio.)	Number of trades
Stuttgart	2024/07/26	08:17	17.14 EUR	0.00	3
London Stock Exchange	2024/04/18	17:37	15.798 EUR	0.02	1
Frankfurt	2024/07/26	17:20	17.28 EUR	0.00	6
Euronext Brussels	2024/07/26	17:35	17.50 EUR	0.01	31
Duesseldorf	2024/07/26	19:30	17.20 EUR	0.00	5



## Company profile

### Company Logo



### Company Profile

-

### Contact Details

HOME INV.BELGIUM

--

----

Telefon: -

Fax: -

E-mail: -