

HOME INVEST BELGIUM S.A.

ISIN: **BE0974409410** WKN: **972239**

Overview

2024/07/12 17:35:27

Price
17.64 EURDifference  -0.23% (-0.04)

General attributes

ISIN	BE0974409410
Symbol	HOMI
Exchange	Euronext Brussels
Currency	EUR
Sector	Other
Security type	Stock
Market cap (m)	356 EUR
Benchmark	BEL 20 INDEX

Market data

Bid (Bid size)	17.30 EUR (250)
Ask (Ask size)	17.86 EUR (200)
Open	17.74 EUR
High	17.76 EUR
Low	17.40 EUR
Close (prev. day)	17.68 EUR
VWAP	17.578854 EUR
Volume (pcs)	5,793
Trading volume	101,834.00
Number of trades	126
Last size	7

Futures and Options




Related Futures	-
Related Options	-

5y



Information about previous performance does not guarantee future performance.
Source: FactSet

Recent research

on sector		on market	
Date		Headline	Download
2024/07/12		Global Equity Ratings	
2024/07/12		Aktienempfehlungen Global	
2024/07/09		Aktienempfehlungen Österreich	
2024/07/05		Equity Weekly	
2024/06/24		Aktienempfehlungen Österreich	

Details

2024/07/12 17:35:27

Price

17.64 EUR

Difference ▼ -0.23% (-0.04)

General attributes

ISIN	BE0974409410
Symbol	HOMI
Exchange	Euronext Brussels
Currency	EUR
Sector	Other
Security type	Stock
Market cap (m)	356 EUR
Benchmark	BEL 20 INDEX

Market data

Bid (Bid size)	17.30 EUR (250)
Ask (Ask size)	17.86 EUR (200)
Open	17.74 EUR
High	17.76 EUR
Low	17.40 EUR
Close (prev. day)	17.68 EUR
VWAP	17.578854 EUR
Volume (pcs)	5,793
Trading volume	101,834.00
Number of trades	126
Last size	7

Performance and Risk

	6m	1y	3y
Perf (%)	+17.76%	+5.38%	-
Perf (abs.)	+2.66	+0.90	-
Beta	0.73	0.57	0.57
Volatility	31.09	30.38	-

5y



Information about previous performance does not guarantee future performance.
Source: FactSet

Price data

Ø price 5 days Ø volume 5 days (pcs.)	17.42 EUR (6,853)
Ø price 30 days Ø volume 30 days (pcs.)	17.79 EUR (10,296)
Ø price 100 days Ø volume 100 days (pcs.)	16.83 EUR (10,307)
Ø price 250 days Ø volume 250 days (pcs.)	15.90 EUR (9,945)
YTD High date	19.10 EUR (2024/06/03)
YTD Low date	14.30 EUR (2024/02/06)
52 Weeks High date	19.10 EUR (2024/06/03)
52 Weeks Low date	13.20 EUR (2023/10/23)

All listings for HOME INVEST BELGIUM S.A.

Exchange	Date	Time	Price	Trading volume (mio.)	Number of trades
Stuttgart	2024/07/12	16:28	17.26 EUR	0.00	8
London Stock Exchange	2024/04/18	17:37	15.798 EUR	0.02	1
Frankfurt	2024/07/12	17:20	17.32 EUR	0.00	7
Euronext Brussels	2024/07/12	17:35	17.64 EUR	0.10	126
Duesseldorf	2024/07/12	19:30	17.44 EUR	0.00	4

Company profile

Company Logo



Company Profile

-

Contact Details

HOME INV.BELGIUM

--

Telefon: -

Fax: -

E-mail: -