

## HOME INVEST BELGIUM S.A.

ISIN: **BE0974409410** WKN: **972239**

## Overview

2024/04/30 17:35:04

## Price

16.54 EUR

Difference  0.00% (0.00)

## General attributes

ISIN	BE0974409410
Symbol	HOMI
Exchange	Euronext Brussels
Currency	EUR
Sector	Other
Security type	Stock
Market cap (m)	326 EUR
Benchmark	BEL 20 INDEX

## Market data

Bid (Bid size)	16.30 EUR (300)
Ask (Ask size)	16.60 EUR (943)
Open	16.54 EUR
High	16.74 EUR
Low	16.52 EUR
Close (prev. day)	16.54 EUR
VWAP	16.599181 EUR
Volume (pcs)	4,542
Trading volume	75,393.00
Number of trades	66
Last size	22

## Futures and Options




Related Futures	-
Related Options	-

5y



Information about previous performance does not guarantee future performance.  
Source: FactSet

## Recent research

on sector	on market		
Date		Headline	Download
2024/04/29		Aktienempfehlungen Österreich	
2024/04/26		Equity Weekly	
2024/04/26		Global Equity Ratings	
2024/04/26		Aktienempfehlungen Global	
2024/04/19		Equity Weekly	

## Details

2024/04/30 17:35:04

### Price

16.54 EUR

 Difference ↔ 0.00% (0.00)

### General attributes

ISIN	BE0974409410
Symbol	HOMI
Exchange	Euronext Brussels
Currency	EUR
Sector	Other
Security type	Stock
Market cap (m)	326 EUR
Benchmark	BEL 20 INDEX

### Market data

Bid (Bid size)	16.30 EUR (300)
Ask (Ask size)	16.60 EUR (943)
Open	16.54 EUR
High	16.74 EUR
Low	16.52 EUR
Close (prev. day)	16.54 EUR
VWAP	16.599181 EUR
Volume (pcs)	4,542
Trading volume	75,393.00
Number of trades	66
Last size	22

### Performance and Risk

	6m	1y	3y
Perf (%)	+21.08%	-15.70%	-
Perf (abs.)	+2.88	-3.08	-
Beta	0.39	0.56	0.57
Volatility	28.91	31.32	-

5y



Information about previous performance does not guarantee future performance.  
Source: FactSet

### Price data

Ø price 5 days   Ø volume 5 days (pcs.)	16.38 EUR (6,097)
Ø price 30 days   Ø volume 30 days (pcs.)	16.31 EUR (10,160)
Ø price 100 days   Ø volume 100 days (pcs.)	15.48 EUR (10,059)
Ø price 250 days   Ø volume 250 days (pcs.)	15.84 EUR (10,336)
YTD High   date	17.06 EUR (2024/04/03)
YTD Low   date	14.30 EUR (2024/02/06)
52 Weeks High   date	21.25 EUR (2023/05/05)
52 Weeks Low   date	13.20 EUR (2023/10/23)

### Arbitrage views

Exchange <span>↕</span>	Date	Time	Price	Trading volume (mio.)	Number of trades
Stuttgart	2024/04/30	17:08	16.38 EUR	0.00	12
London Stock Exchange	2024/04/18	17:37	15.798 EUR	0.02	1
Frankfurt	2024/04/30	17:20	16.42 EUR	0.00	6
Euronext Brussels	2024/04/30	17:35	16.54 EUR	0.08	66
Duesseldorf	2024/04/30	16:00	16.40 EUR	0.00	3



## Company profile

### Company Logo



### Company Profile

-

### Contact Details

HOME INV.BELGIUM

--

----

Telefon: -

Fax: -

E-mail: -