

## HOME INVEST BELGIUM S.A.

ISIN: **BE0974409410** WKN: **972239**

## Overview

2024/07/26 17:20:01

Price

17.28 EUR

Difference  0.35% (0.06)

## General attributes

|                |              |
|----------------|--------------|
| ISIN           | BE0974409410 |
| Symbol         | HOMI         |
| Exchange       | Frankfurt    |
| Currency       | EUR          |
| Sector         | Other        |
| Security type  | Stock        |
| Market cap (m) | 354 EUR      |
| Benchmark      | BEL 20 INDEX |

## Market data

|                   |           |
|-------------------|-----------|
| Bid (Bid size)    | -         |
| Ask (Ask size)    | -         |
| Open              | 17.26 EUR |
| High              | 17.28 EUR |
| Low               | 17.22 EUR |
| Close (prev. day) | 17.22 EUR |
| VWAP              | 17.58 EUR |
| Volume (pcs)      | 0         |
| Trading volume    | 0.00      |
| Number of trades  | 6         |
| Last size         | 0         |

## Futures and Options

|                 |   |
|-----------------|---|
| Related Futures | - |
| Related Options | - |










5y



Information about previous performance does not guarantee future performance.

Source: FactSet

## Recent research

| on sector  |   | on market                 |   |
|------------|---|---------------------------|---|
| Date       |   | Headline                  | Download  |
| 2024/07/26 |  | Equity Weekly             |  |
| 2024/07/24 |  | Global Equity Ratings     |  |
| 2024/07/24 |  | Aktienempfehlungen Global |  |
| 2024/07/15 |  | Aktienempfehlungen Global |  |
| 2024/07/12 |  | Global Equity Ratings     |  |

## Details

2024/07/26 17:20:01

### Price

17.28 EUR

 Difference ▲ 0.35% (0.06)

### General attributes

|                |              |
|----------------|--------------|
| ISIN           | BE0974409410 |
| Symbol         | HOMI         |
| Exchange       | Frankfurt    |
| Currency       | EUR          |
| Sector         | Other        |
| Security type  | Stock        |
| Market cap (m) | 354 EUR      |
| Benchmark      | BEL 20 INDEX |

### Market data

|                   |           |
|-------------------|-----------|
| Bid (Bid size)    | -         |
| Ask (Ask size)    | -         |
| Open              | 17.26 EUR |
| High              | 17.28 EUR |
| Low               | 17.22 EUR |
| Close (prev. day) | 17.22 EUR |
| VWAP              | 17.58 EUR |
| Volume (pcs)      | 0         |
| Trading volume    | 0.00      |
| Number of trades  | 6         |
| Last size         | 0         |

### Performance and Risk

|             | 6m      | 1y     | 3y   |
|-------------|---------|--------|------|
| Perf (%)    | +16.44% | +2.86% | -    |
| Perf (abs.) | +2.44   | +0.48  | -    |
| Beta        | 0.65    | 0.55   | 0.56 |
| Volatility  | 29.42   | 28.38  | -    |

5y



Information about previous performance does not guarantee future performance.  
Source: FactSet

### Price data

|   |                        |
|---|------------------------|
| Ø price 5 days   Ø volume 5 days (pcs.)     | 17.29 EUR (6)          |
| Ø price 30 days   Ø volume 30 days (pcs.)   | 17.41 EUR (4)          |
| Ø price 100 days   Ø volume 100 days (pcs.) | 16.93 EUR (102)        |
| Ø price 250 days   Ø volume 250 days (pcs.) | 15.79 EUR (44)         |
| YTD High   date                             | 18.78 EUR (2024/06/03) |
| YTD Low   date                              | 14.26 EUR (2024/02/06) |
| 52 Weeks High   date                        | 18.78 EUR (2024/06/03) |
| 52 Weeks Low   date                         | 13.20 EUR (2023/10/26) |

### Arbitrage views

| Exchange <span>⊕</span> | Date       | Time  | Price      | Trading volume (mio.) | Number of trades |
|-------------------------|------------|-------|------------|-----------------------|------------------|
| Stuttgart               | 2024/07/26 | 08:17 | 17.14 EUR  | 0.00                  | 3                |
| London Stock Exchange   | 2024/04/18 | 17:37 | 15.798 EUR | 0.02                  | 1                |
| Frankfurt               | 2024/07/26 | 17:20 | 17.28 EUR  | 0.00                  | 6                |
| Euronext Brussels       | 2024/07/26 | 17:35 | 17.50 EUR  | 0.01                  | 31               |
| Duesseldorf             | 2024/07/26 | 19:30 | 17.20 EUR  | 0.00                  | 5                |



## Company profile

### Company Logo



### Company Profile

-

### Contact Details

HOME INV.BELGIUM

--

----

Telefon: -

Fax: -

E-mail: -