

# AVANCE GAS HOLDING LTD

ISIN: **BMG067231032** WKN: -

## Overview

2024/09/13 22:26:51

**Price**  
9.05 EUR

**Difference**  0.22% (0.02)

### General attributes

ISIN	BMG067231032
Symbol	AGAS
Exchange	Tradegate
Currency	EUR
Sector	Transport
Security type	Stock
Market cap (m)	844 EUR
Benchmark	NORWAY OSLO BORS ALL SHARE(TRG)

### Market data

Bid (Bid size)	9.00 EUR (350)
Ask (Ask size)	9.09 EUR (350)
Open	9.01 EUR
High	9.14 EUR
Low	8.94 EUR
Close (prev. day)	9.03 EUR
VWAP	9.01758 EUR
Volume (pcs)	2,807
Trading volume	25,312.36
Number of trades	26
Last size	100

### Futures and Options











Related Futures	-
Related Options	-

5y



Information about previous performance does not guarantee future performance.  
Source: FactSet

### Recent research

on sector			
Date		Headline	Download
2024/09/11		Global Equity Ratings	
2024/09/11		Aktienempfehlungen Global	
2024/09/09		Aktienempfehlungen Österreich	
2024/09/05		Global Equity Ratings	
2024/09/05		Aktienempfehlungen Global	

## Details

2024/09/13 22:26:51

**Price**

9.05 EUR

**Difference** ▲ 0.22% (0.02)

**General attributes**

ISIN	BMG067231032
Symbol	AGAS
Exchange	Tradegate
Currency	EUR
Sector	Transport
Security type	Stock
Market cap (m)	844 EUR
Benchmark	NORWAY OSLO BORS ALL SHARE(TRG)

**Market data**

Bid (Bid size)	9.00 EUR (350)
Ask (Ask size)	9.09 EUR (350)
Open	9.01 EUR
High	9.14 EUR
Low	8.94 EUR
Close (prev. day)	9.03 EUR
VWAP	9.01758 EUR
Volume (pcs)	2,807
Trading volume	25,312.36
Number of trades	26
Last size	100

**Performance and Risk**

	6m	1y	3y
Perf (%)	-19.79%	-5.02%	-
Perf (abs.)	-2.24	-0.48	-
Beta	-	-	-
Volatility	54.30	58.65	-

5y



Information about previous performance does not guarantee future performance.  
Source: FactSet

**Price data**

Ø price 5 days   Ø volume 5 days (pcs.)	9.10 EUR (24,203)
Ø price 30 days   Ø volume 30 days (pcs.)	11.49 EUR (20,923)
Ø price 100 days   Ø volume 100 days (pcs.)	13.72 EUR (11,546)
Ø price 250 days   Ø volume 250 days (pcs.)	12.62 EUR (7,452)
YTD High   date	18.40 EUR (2024/05/20)
YTD Low   date	8.21 EUR (2024/09/10)
52 Weeks High   date	18.40 EUR (2024/05/20)
52 Weeks Low   date	8.21 EUR (2024/09/10)

**All listings for AVANCE GAS HOLDING LTD**

Exchange	Date	Time	Price	Trading volume (mio.)	Number of trades
Tradegate	2024/09/13	22:26	9.05 EUR	0.03	26
Stuttgart	2024/09/13	16:37	8.85 EUR	0.00	13
Munich	2024/09/13	08:07	8.95 EUR	0.00	2
London Stock Exchange European Trade Reporting	2024/09/13	16:20	108.00 NOK	0.00	2
Frankfurt	2024/	15:29	8.57 EUR	0.00	4

	09/13				
First North Stockholm	2024/ 09/13	18:00	105.80 NOK	0.02	3
FINRA other OTC Issues	2024/ 09/13	20:19	9.975 USD	0.09	7
Duesseldorf	2024/ 09/13	08:11	8.94 EUR	0.00	1
Berlin	2024/ 09/13	21:43	9.06 EUR	0.00	19

## Company profile

### Company Logo



### Company Profile

-

### Contact Details

AVANCE GAS HOLDING

--

----

Telefon: -

Fax: -

E-mail: -