

## H. LUNDBECK A/S SER. B

ISIN: DK0061804770 WKN: -

## Overview

2024/07/12 17:20:00

Price

40.06 DKK

Difference  -1.43% (-0.58)

## General attributes

ISIN DK0061804770

Symbol HLUN B

Exchange Nasdaq Copenhagen

Currency DKK

Sector Chemical / Pharmaceutical / Health

Security type Stock

Market cap (m) 4,273 EUR

Benchmark OMX COPENHAGEN 20

## Market data

Bid (Bid size) 40.16 DKK (4,282)

Ask (Ask size) 40.22 DKK (2,353)

Open 40.48 DKK

High 40.64 DKK

Low 39.78 DKK

Close (prev. day) 40.64 DKK

VWAP 40.1147 DKK

Volume (pcs) 423,556

Trading volume 16,990,908.12

Number of trades 933

Last size -

## Futures and Options

Related Futures 17




Related Options -

5y



Information about previous performance does not guarantee future performance.  
Source: FactSet

## Recent research

on sector			
Date		Headline	Download
2024/07/12		Global Equity Ratings	
2024/07/12		Aktienempfehlungen Global	
2024/07/09		Aktienempfehlungen Österreich	
2024/06/24		Aktienempfehlungen Österreich	
2024/06/21		Global Equity Ratings	

## Details

2024/07/12 17:20:00

## Price

40.06 DKK

Difference  -1.43% (-0.58)

## General attributes

ISIN	DK0061804770
Symbol	HLUN B
Exchange	Nasdaq Copenhagen
Currency	DKK
Sector	Chemical / Pharmaceutical / Health
Security type	Stock
Market cap (m)	4,273 EUR
Benchmark	OMX COPENHAGEN 20

## Market data

Bid (Bid size)	40.16 DKK (4,282)
Ask (Ask size)	40.22 DKK (2,353)
Open	40.48 DKK
High	40.64 DKK
Low	39.78 DKK
Close (prev. day)	40.64 DKK
VWAP	40.1147 DKK
Volume (pcs)	423,556
Trading volume	16,990,908.12
Number of trades	933
Last size	-

## Performance and Risk

	6m	1y	3y
Perf (%)	+11.28%	+28.15%	-
Perf (abs.)	+4.06	+8.80	-
Beta	0.19	0.36	0.39
Volatility	23.32	23.94	-

5y



Information about previous performance does not guarantee future performance.  
Source: FactSet

## Price data

Ø price 5 days   Ø volume 5 days (pcs.)	40.46 DKK (612,995)
Ø price 30 days   Ø volume 30 days (pcs.)	38.47 DKK (547,513)
Ø price 100 days   Ø volume 100 days (pcs.)	35.32 DKK (528,442)
Ø price 250 days   Ø volume 250 days (pcs.)	35.04 DKK (584,358)
YTD High   date	41.60 DKK (2024/07/10)
YTD Low   date	31.62 DKK (2024/02/09)
52 Weeks High   date	41.60 DKK (2024/07/10)
52 Weeks Low   date	30.96 DKK (2023/07/13)

## All listings for H. LUNDBECK A/S SER. B

Exchange 	Date	Time	Price	Trading volume (mio.)	Number of trades
Vienna Stock Exchange	2024/07/12	17:32	5.375 EUR	0.00	5
Tradegate	2024/07/12	22:26	5.35 EUR	0.00	2
Stuttgart	2024/07/12	14:07	5.33 EUR	0.00	9
Nasdaq Copenhagen	2024/07/12	17:20	40.06 DKK	16.99	933
Munich	2024/	08:03	5.465 EUR	0.00	2

	07/12					
London Stock Exchange European Trade Reporting	2024/ 07/09	16:41	40.922 DKK	4.07		8
Frankfurt	2024/ 07/12	17:15	5.33 EUR	0.00		1
FINRA other OTC Issues	2024/ 06/12	15:30	5.45 USD	0.00		1
Duesseldorf	2024/ 07/12	19:30	5.245 EUR	0.00		6
Berlin	2024/ 07/12	08:03	5.43 EUR	0.00		1

## Company profile

### Company Logo

#### Contact Details

H. LUNDBECK B

--

----

Telefon: -

Fax: -

E-mail: -

### Company Profile

-