

## H. LUNDBECK A/S SER. B

ISIN: DK0061804770 WKN: -

## Overview

2024/07/12 17:15:51

Price  
5.33 EURDifference  -1.30% (-0.07)

## General attributes

ISIN	DK0061804770
Symbol	HLUN B
Exchange	Frankfurt
Currency	EUR
Sector	Chemical / Pharmaceutical / Health
Security type	Stock
Market cap (m)	4,273 EUR
Benchmark	OMX COPENHAGEN 20

## Market data

Bid (Bid size)	-
Ask (Ask size)	-
Open	5.485 EUR
High	5.485 EUR
Low	5.295 EUR
Close (prev. day)	5.40 EUR
VWAP	5.485 EUR
Volume (pcs)	200
Trading volume	1,097.00
Number of trades	1
Last size	0

## Futures and Options




Related Futures	17
Related Options	-

5y



Information about previous performance does not guarantee future performance.  
Source: FactSet

## Recent research

on sector			
Date		Headline	Download
2024/07/12		Global Equity Ratings	
2024/07/12		Aktienempfehlungen Global	
2024/07/09		Aktienempfehlungen Österreich	
2024/06/24		Aktienempfehlungen Österreich	
2024/06/21		Global Equity Ratings	

## Details

2024/07/12 17:15:51

## Price

5.33 EUR

Difference ▼ -1.30% (-0.07)

## General attributes

ISIN	DK0061804770
Symbol	HLUN B
Exchange	Frankfurt
Currency	EUR
Sector	Chemical / Pharmaceutical / Health
Security type	Stock
Market cap (m)	4,273 EUR
Benchmark	OMX COPENHAGEN 20

## Market data

Bid (Bid size)	-
Ask (Ask size)	-
Open	5.485 EUR
High	5.485 EUR
Low	5.295 EUR
Close (prev. day)	5.40 EUR
VWAP	5.485 EUR
Volume (pcs)	200
Trading volume	1,097.00
Number of trades	1
Last size	0

## Performance and Risk

	6m	1y	3y
Perf (%)	+11.65%	+28.31%	-
Perf (abs.)	+0.56	+1.18	-
Beta	0.19	0.36	0.39
Volatility	23.63	24.28	-

5y



Information about previous performance does not guarantee future performance.  
Source: FactSet

## Price data

Ø price 5 days   Ø volume 5 days (pcs.)	5.37 EUR (40)
Ø price 30 days   Ø volume 30 days (pcs.)	5.09 EUR (7)
Ø price 100 days   Ø volume 100 days (pcs.)	4.69 EUR (27)
Ø price 250 days   Ø volume 250 days (pcs.)	4.65 EUR (62)
YTD High   date	5.49 EUR (2024/07/12)
YTD Low   date	4.21 EUR (2024/02/08)
52 Weeks High   date	5.49 EUR (2024/07/12)
52 Weeks Low   date	4.12 EUR (2023/07/14)

## All listings for H. LUNDBECK A/S SER. B

Exchange	Date	Time	Price	Trading volume (mio.)	Number of trades
Vienna Stock Exchange	2024/07/12	17:32	5.375 EUR	0.00	5
Tradegate	2024/07/12	22:26	5.35 EUR	0.00	2
Stuttgart	2024/07/12	14:07	5.33 EUR	0.00	9
Nasdaq Copenhagen	2024/07/12	17:20	40.06 DKK	16.99	933
Munich	2024/	08:03	5.465 EUR	0.00	2

	07/12					
London Stock Exchange European Trade Reporting	2024/ 07/09	16:41	40.922 DKK	4.07		8
Frankfurt	2024/ 07/12	17:15	5.33 EUR	0.00		1
FINRA other OTC Issues	2024/ 06/12	15:30	5.45 USD	0.00		1
Duesseldorf	2024/ 07/12	19:30	5.245 EUR	0.00		6
Berlin	2024/ 07/12	08:03	5.43 EUR	0.00		1

## Company profile

### Company Logo

#### Contact Details

H. LUNDBECK B

--

----

Telefon: -

Fax: -

E-mail: -

### Company Profile

-