

## H. LUNDBECK A/S SER. B

ISIN: DK0061804770 WKN: -

## Overview

2024/06/04 11:45:01

Price  
4.898 EURDifference  0.00% (0.00)

## General attributes

ISIN	DK0061804770
Symbol	HLUN B
Exchange	Frankfurt
Currency	EUR
Sector	Chemical / Pharmaceutical / Health
Security type	Stock
Market cap (m)	3,952 EUR
Benchmark	OMX COPENHAGEN 20

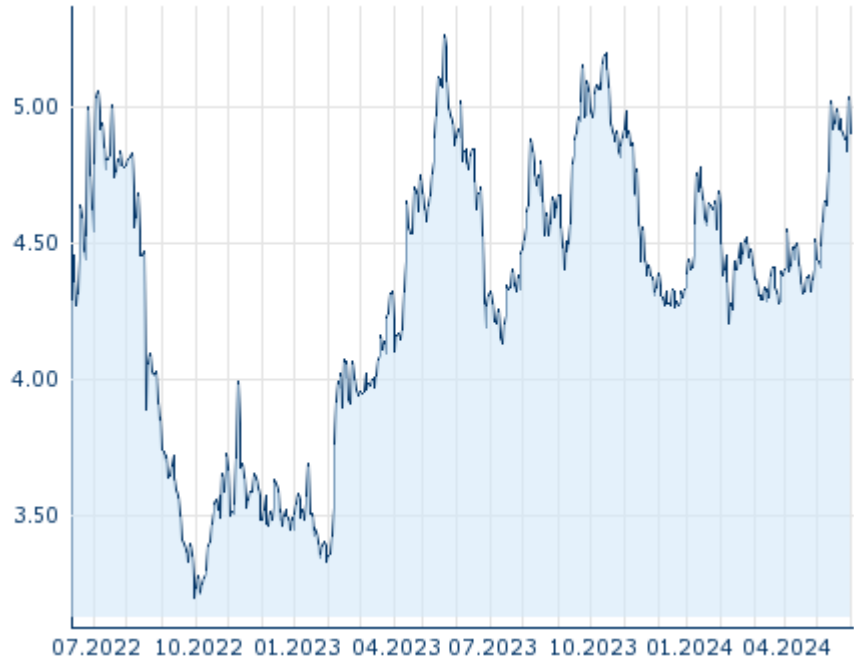
## Market data

Bid (Bid size)	4.906 EUR (510)
Ask (Ask size)	5.015 EUR (500)
Open	4.92 EUR
High	4.92 EUR
Low	4.898 EUR
Close (prev. day)	4.898 EUR
VWAP	4.65 EUR
Volume (pcs)	0
Trading volume	0.00
Number of trades	4
Last size	0

## Futures and Options



Related Futures	16
Related Options	-

5y



Information about previous performance does not guarantee future performance.  
Source: FactSet

## Recent research

on sector			
Date		Headline	Download
2024/05/29		Global Equity Ratings	
2024/05/29		Aktienempfehlungen Global	
2024/05/29		Aktienempfehlungen Österreich	
2024/05/17		Equity Weekly	
2024/05/13		Aktienempfehlungen Österreich	

## Details

2024/06/04 11:45:01

## Price

4.898 EUR

Difference ➔ 0.00% (0.00)

## General attributes

ISIN	DK0061804770
Symbol	HLUN B
Exchange	Frankfurt
Currency	EUR
Sector	Chemical / Pharmaceutical / Health
Security type	Stock
Market cap (m)	3,952 EUR
Benchmark	OMX COPENHAGEN 20

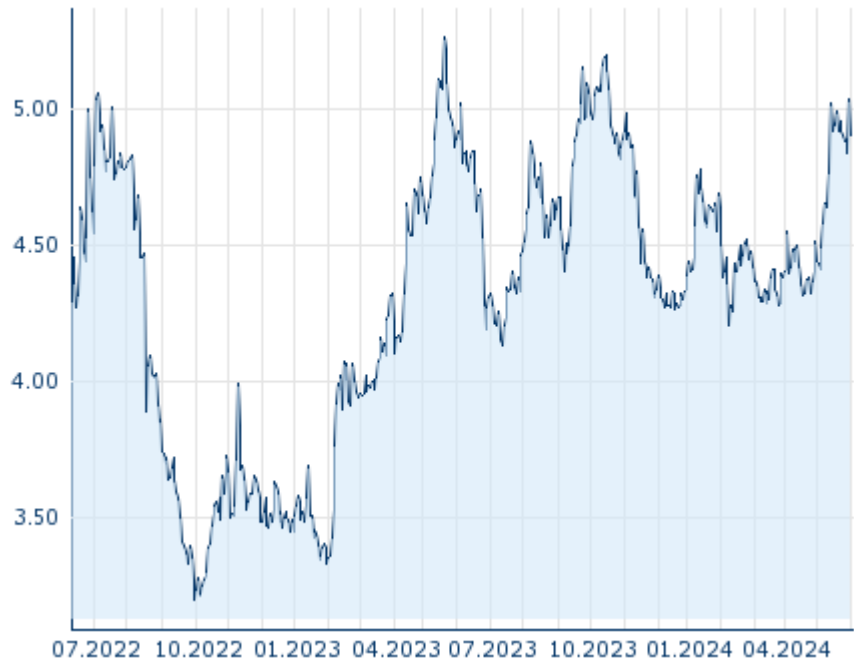
## Market data

Bid (Bid size)	4.906 EUR (510)
Ask (Ask size)	5.015 EUR (500)
Open	4.92 EUR
High	4.92 EUR
Low	4.898 EUR
Close (prev. day)	4.898 EUR
VWAP	4.65 EUR
Volume (pcs)	0
Trading volume	0.00
Number of trades	4
Last size	0

## Performance and Risk

	6m	1y	3y
Perf (%)	+11.67%	-0.37%	-
Perf (abs.)	+0.51	-0.02	-
Beta	0.25	0.43	0.43
Volatility	23.90	25.66	-

5y



## Price data

Ø price 5 days   Ø volume 5 days (pcs.)	4.906 EUR (0)
Ø price 30 days   Ø volume 30 days (pcs.)	4.693 EUR (56)
Ø price 100 days   Ø volume 100 days (pcs.)	4.519 EUR (97)
Ø price 250 days   Ø volume 250 days (pcs.)	4.570 EUR (64)
YTD High   date	5.080 EUR (2024/06/03)
YTD Low   date	4.206 EUR (2024/02/08)
52 Weeks High   date	5.270 EUR (2023/10/16)
52 Weeks Low   date	4.124 EUR (2023/07/14)

## Arbitrage views

Exchange <span style="color: green;">➔</span>	Date	Time	Price	Trading volume (mio.)	Number of trades
Vienna Stock Exchange	2024/06/04	09:05	4.98 EUR	0.00	1
Tradegate	2024/06/03	22:02	4.962 EUR	0.00	1
Stuttgart	2024/06/04	13:26	4.896 EUR	0.00	6
Nasdaq Copenhagen	2024/06/04	13:56	37.02 DKK	6.42	261
Munich	2024/06/04	08:33	4.986 EUR	0.00	1

	06/04					
London Stock Exchange European Trade Reporting	2024/ 03/06	15:34	32.60 DKK	2.61		1
Frankfurt	2024/ 06/04	11:45	4.898 EUR	0.00		4
FINRA other OTC Issues	2024/ 05/31	20:04	5.40 USD	0.01		4
Duesseldorf	2024/ 06/04	09:10	4.958 EUR	0.00		2
Berlin	2024/ 06/04	08:22	4.938 EUR	0.00		1

## Company profile

### Company Logo

#### Contact Details

H. LUNDBECK B

--

----

Telefon: -

Fax: -

E-mail: -

### Company Profile

-