

H. LUNDBECK A/S SER. B

ISIN: DK0061804770 WKN: -

Overview

2024/07/12 19:30:15

Price

5.245 EUR

Difference  -1.50% (-0.08)

General attributes

ISIN DK0061804770

Symbol HLUN B

Exchange Duesseldorf

Currency EUR

Sector Chemical / Pharmaceutical / Health

Security type Stock

Market cap (m) 4,273 EUR

Benchmark OMX COPENHAGEN 20

Market data

Bid (Bid size) -

Ask (Ask size) -

Open 5.425 EUR

High 5.425 EUR

Low 5.245 EUR

Close (prev. day) 5.325 EUR

VWAP -

Volume (pcs) 0

Trading volume 0.00

Number of trades 6

Last size 0

Futures and Options

Related Futures 17

Related Options -





5y



Information about previous performance does not guarantee future performance.

Source: FactSet

Recent research

on sector			
Date		Headline	Download
2024/07/12		Global Equity Ratings	
2024/07/12		Aktienempfehlungen Global	
2024/07/09		Aktienempfehlungen Österreich	
2024/06/24		Aktienempfehlungen Österreich	
2024/06/21		Global Equity Ratings	

Details

2024/07/12 19:30:15

Price

5.245 EUR

Difference  -1.50% (-0.08)

General attributes

ISIN	DK0061804770
Symbol	HLUN B
Exchange	Duesseldorf
Currency	EUR
Sector	Chemical / Pharmaceutical / Health
Security type	Stock
Market cap (m)	4,273 EUR
Benchmark	OMX COPENHAGEN 20

Market data

Bid (Bid size)	-
Ask (Ask size)	-
Open	5.425 EUR
High	5.425 EUR
Low	5.245 EUR
Close (prev. day)	5.325 EUR
VWAP	-
Volume (pcs)	0
Trading volume	0.00
Number of trades	6
Last size	0

Performance and Risk

	6m	1y	3y
Perf (%)	+11.17%	+27.93%	-
Perf (abs.)	+0.53	+1.15	-
Beta	0.19	0.36	0.39
Volatility	23.85	24.28	-

5y



Information about previous performance does not guarantee future performance.
Source: FactSet

Price data

Ø price 5 days Ø volume 5 days (pcs.)	5.299 EUR (0)
Ø price 30 days Ø volume 30 days (pcs.)	5.031 EUR (0)
Ø price 100 days Ø volume 100 days (pcs.)	4.636 EUR (0)
Ø price 250 days Ø volume 250 days (pcs.)	4.597 EUR (0)
YTD High date	5.530 EUR (2024/07/10)
YTD Low date	4.160 EUR (2024/02/08)
52 Weeks High date	5.530 EUR (2024/07/10)
52 Weeks Low date	4.074 EUR (2023/07/13)

All listings for H. LUNDBECK A/S SER. B

Exchange 	Date	Time	Price	Trading volume (mio.)	Number of trades
Vienna Stock Exchange	2024/07/12	17:32	5.375 EUR	0.00	5
Tradegate	2024/07/12	22:26	5.35 EUR	0.00	2
Stuttgart	2024/07/12	14:07	5.33 EUR	0.00	9
Nasdaq Copenhagen	2024/07/12	17:20	40.06 DKK	16.99	933
Munich	2024/07/12	08:03	5.465 EUR	0.00	2

	07/12					
London Stock Exchange European Trade Reporting	2024/ 07/09	16:41	40.922 DKK	4.07		8
Frankfurt	2024/ 07/12	17:15	5.33 EUR	0.00		1
FINRA other OTC Issues	2024/ 06/12	15:30	5.45 USD	0.00		1
Duesseldorf	2024/ 07/12	19:30	5.245 EUR	0.00		6
Berlin	2024/ 07/12	08:03	5.43 EUR	0.00		1

Company profile

Company Logo

Contact Details

H. LUNDBECK B

--

Telefon: -

Fax: -

E-mail: -

Company Profile

-