

# SIILI SOLUTIONS OYJ

ISIN: **FI4000043435** WKN: -

## Overview

2024/04/26 08:19:32

**Price**  
8.78 EUR

**Difference**  0.92% (0.08)

### General attributes

ISIN	FI4000043435
Symbol	SIILI
Exchange	Frankfurt
Currency	EUR
Sector	IT-Technology
Security type	Stock
Market cap (m)	68 EUR
Benchmark	OMX HELSINKI 25

### Market data

Bid (Bid size)	-
Ask (Ask size)	-
Open	8.78 EUR
High	8.78 EUR
Low	8.78 EUR
Close (prev. day)	8.70 EUR
VWAP	9.32 EUR
Volume (pcs)	0
Trading volume	0.00
Number of trades	2
Last size	0

### Futures and Options







Related Futures	-
Related Options	-

5y



Information about previous performance does not guarantee future performance.  
Source: FactSet

### Recent research

on sector		on market	
Date		Headline	Download
2024/04/26		Equity Weekly	
2024/04/26		Global Equity Ratings	
2024/04/26		Aktienempfehlungen Global	
2024/04/15		Aktienempfehlungen Österreich	
2024/04/03		Global Equity Ratings	

## Details

2024/04/26 08:19:32

## Price

8.78 EUR

Difference ▲ 0.92% (0.08)

## General attributes

ISIN	FI4000043435
Symbol	SIILI
Exchange	Frankfurt
Currency	EUR
Sector	IT-Technology
Security type	Stock
Market cap (m)	68 EUR
Benchmark	OMX HELSINKI 25

## Market data

Bid (Bid size)	-
Ask (Ask size)	-
Open	8.78 EUR
High	8.78 EUR
Low	8.78 EUR
Close (prev. day)	8.70 EUR
VWAP	9.32 EUR
Volume (pcs)	0
Trading volume	0.00
Number of trades	2
Last size	0

## Performance and Risk

	6m	1y	3y
Perf (%)	+1.86%	-44.78%	-
Perf (abs.)	+0.16	-7.12	-
Beta	0.15	0.19	0.44
Volatility	25.36	33.12	-

5y



Information about previous performance does not guarantee future performance.  
Source: FactSet

## Price data

Ø price 5 days   Ø volume 5 days (pcs.)	9.00 EUR (0)
Ø price 30 days   Ø volume 30 days (pcs.)	9.08 EUR (5)
Ø price 100 days   Ø volume 100 days (pcs.)	9.05 EUR (10)
Ø price 250 days   Ø volume 250 days (pcs.)	10.85 EUR (13)
YTD High   date	9.70 EUR (2024/01/02)
YTD Low   date	8.70 EUR (2024/04/25)
52 Weeks High   date	15.95 EUR (2023/06/19)
52 Weeks Low   date	8.24 EUR (2023/10/31)

## Arbitrage views

Exchange	Date	Time	Price	Trading volume (mio.)	Number of trades
Nasdaq Helsinki	2024/04/26	17:24	8.30 EUR	0.08	101
Munich	2024/04/26	08:11	9.04 EUR	0.00	1
London Stock Exchange	2020/10/09	10:13	11.8884 EUR	0.01	1
Frankfurt	2024/04/26	08:19	8.78 EUR	0.00	2
Duesseldorf	2024/04/26	08:12	8.76 EUR	0.00	3



## Company profile

### Company Logo

**SIILI**®

### Company Profile

-

### Contact Details

SIILI SOLUTIONS

--

Ruoholahdenkatu 21 00180 Helsinki

Telefon: -

Fax: -

E-mail: [sijoittajat@siili.com](mailto:sijoittajat@siili.com)