

## TETHYS OIL AB

ISIN: SE0020180917 WKN: -

## Overview

2024/07/26 19:30:10

Price  
2.885 EURDifference  -0.17% (-0.01)

## General attributes

ISIN	SE0020180917
Symbol	TETY
Exchange	Duesseldorf
Currency	EUR
Sector	Energy / Commodities
Security type	Stock
Market cap (m)	97 EUR
Benchmark	OMX STOCKHOLM 30 INDEX

## Market data

Bid (Bid size)	-
Ask (Ask size)	-
Open	2.89 EUR
High	2.895 EUR
Low	2.88 EUR
Close (prev. day)	2.89 EUR
VWAP	-
Volume (pcs)	0
Trading volume	0.00
Number of trades	6
Last size	0

## Futures and Options











Related Futures	-
Related Options	-

5y



Information about previous performance does not guarantee future performance.  
Source: FactSet

## Recent research

on sector			
Date		Headline	Download
2024/07/26		Equity Weekly	
2024/07/24		Global Equity Ratings	
2024/07/24		Aktienempfehlungen Global	
2024/07/15		Aktienempfehlungen Global	
2024/07/12		Equity Weekly	

## Details

2024/07/26 19:30:10

## Price

2.885 EUR

Difference ▼ -0.17% (-0.01)

## General attributes

ISIN	SE0020180917
Symbol	TETY
Exchange	Duesseldorf
Currency	EUR
Sector	Energy / Commodities
Security type	Stock
Market cap (m)	97 EUR
Benchmark	OMX STOCKHOLM 30 INDEX

## Market data

Bid (Bid size)	-
Ask (Ask size)	-
Open	2.89 EUR
High	2.895 EUR
Low	2.88 EUR
Close (prev. day)	2.89 EUR
VWAP	-
Volume (pcs)	0
Trading volume	0.00
Number of trades	6
Last size	0

## Performance and Risk

	6m	1y	3y
Perf (%)	-19.30%	-34.73%	-
Perf (abs.)	-0.69	-1.54	-
Beta	0.44	0.46	0.48
Volatility	39.99	37.79	-

5y



Information about previous performance does not guarantee future performance.  
Source: FactSet

## Price data

Ø price 5 days   Ø volume 5 days (pcs.)	2.892 EUR (0)
Ø price 30 days   Ø volume 30 days (pcs.)	2.948 EUR (0)
Ø price 100 days   Ø volume 100 days (pcs.)	2.941 EUR (34)
Ø price 250 days   Ø volume 250 days (pcs.)	3.589 EUR (15)
YTD High   date	3.880 EUR (2024/01/02)
YTD Low   date	2.720 EUR (2024/05/17)
52 Weeks High   date	4.855 EUR (2023/10/30)
52 Weeks Low   date	2.720 EUR (2024/05/17)

## Arbitrage views

Exchange <span>⊕</span>	Date	Time	Price	Trading volume (mio.)	Number of trades
Stuttgart	2024/07/26	13:56	2.915 EUR	0.00	9
Nasdaq Stockholm	2024/07/26	18:00	34.45 SEK	0.52	131
Munich	2024/07/26	08:19	3.015 EUR	0.00	1
London Stock Exchange	2024/06/24	16:01	33.30 SEK	0.05	1
Frankfurt	2024/07/26	17:15	2.83 EUR	0.00	6

	26						
FINRA other OTC Issues	-	-	-	0.00		-	
Duesseldorf	2024/07/26	19:30	2.885 EUR	0.00		6	
Berlin	2024/07/26	08:08	2.855 EUR	0.00		3	

## Company profile

### Company Logo



### Company Profile

-

### Contact Details

TETHYS OIL

--

Hovslagargatan, 1 tr. 5 B 111 48 Stockholm

Telefon: +46 8 505 947 00

Fax: +46 8 505 947 99

E-mail: [info@tethysoil.com](mailto:info@tethysoil.com)