

## WALLENIUS WILHELMSSEN ASA

ISIN: NO0010571680 WKN: -

## Overview

2023/07/06 16:57:05

Price

74.70 NOK

Difference  4.55% (3.25)

## General attributes

ISIN	NO0010571680
Symbol	WAWI
Exchange	London Stock Exchange
Currency	NOK
Sector	Transport
Security type	Stock
Market cap (m)	3,961 EUR
Benchmark	NORWAY OSLO BORS ALL SHARE(TRG)

## Market data

Bid (Bid size)	9.65 NOK (20,000)
Ask (Ask size)	10.14 NOK (20,000)
Open	74.70 NOK
High	74.70 NOK
Low	74.70 NOK
Close (prev. day)	71.45 NOK
VWAP	74.70 NOK
Volume (pcs)	1,305
Trading volume	97,483.50
Number of trades	1
Last size	1,305

## Futures and Options





Related Futures	-
Related Options	-

5y



Information about previous performance does not guarantee future performance.  
Source: FactSet

## Recent research

on sector	Date	Headline	Download
	2024/04/29	 Aktienempfehlungen Österreich	
	2024/04/26	 Global Equity Ratings	
	2024/04/26	 Aktienempfehlungen Global	
	2024/04/15	 Aktienempfehlungen Österreich	
	2024/04/03	 Global Equity Ratings	

## Details

2023/07/06 16:57:05

## Price

74.70 NOK

Difference ▲ 4.55% (3.25)

## General attributes

ISIN	NO0010571680
Symbol	WAWI
Exchange	London Stock Exchange
Currency	NOK
Sector	Transport
Security type	Stock
Market cap (m)	3,961 EUR
Benchmark	NORWAY OSLO BORS ALL SHARE(TRG)

## Market data

Bid (Bid size)	9.65 NOK (20,000)
Ask (Ask size)	10.14 NOK (20,000)
Open	74.70 NOK
High	74.70 NOK
Low	74.70 NOK
Close (prev. day)	71.45 NOK
VWAP	74.70 NOK
Volume (pcs)	1,305
Trading volume	97,483.50
Number of trades	1
Last size	1,305

## Performance and Risk

	6m	1y	3y
Perf (%)	-	-	-
Perf (abs.)	-	-	-
Beta	0.73	0.93	0.98
Volatility	-	-	-

5y



Information about previous performance does not guarantee future performance.

Source: FactSet

## Price data

Ø price 5 days   Ø volume 5 days (pcs.)	- NOK (859)
Ø price 30 days   Ø volume 30 days (pcs.)	- NOK (886)
Ø price 100 days   Ø volume 100 days (pcs.)	- NOK (540)
Ø price 250 days   Ø volume 250 days (pcs.)	70.50 NOK (437)
YTD High   date	- NOK (-)
YTD Low   date	- NOK (-)
52 Weeks High   date	74.70 NOK (2023/07/06)
52 Weeks Low   date	65.40 NOK (2023/05/31)

## Arbitrage views

Exchange <span>⊕</span>	Date	Time	Price	Trading volume (mio.)	Number of trades
Tradegate	2024/04/30	22:26	9.405 EUR	0.05	22
Stuttgart	2024/04/30	16:15	9.47 EUR	0.00	14
Munich	2024/04/30	19:16	9.61 EUR	0.00	3
London Stock Exchange	2023/07/06	16:57	74.70 NOK	0.10	1
Frankfurt	2024/04/30	21:49	9.345 EUR	0.00	3

	30					
First North Stockholm	2024/04/ 30	16:19	113.50 NOK	6.22		125
FINRA other OTC Issues	2024/04/ 30	15:44	10.25 USD	0.04		2
Duesseldorf	2024/04/ 30	08:11	9.355 EUR	0.00		3
Berlin	2024/04/ 30	21:43	9.445 EUR	0.00		18

## Company profile

### Company Logo



### Contact Details

WALLENIUS WILHELMSSEN ASA

--

Strandveien 20 - 1366 Lysaker

Telefon: +47-67-58-40-00

Fax: +

E-mail: -

### Company Profile

-

#### Members of Management Board

Lasse Kristoffersen Chairman of Managing Board

Anette Maltun Koefoed Member of Executive Committee

Gro Rognstad Member of Executive Committee

Michael Hynekamp Member of Executive Committee

Pia Synnerman Member of Executive Committee

Torbjorn Wist Member of Executive Committee

Wenche Agerup Member of Executive Committee

Xavier Leroi Member of Executive Committee

#### Board of directors

Rune Bjerke Chairman of Supervisory Board

Anna Felländer Member of Supervisory Board

Hans Åkervall Member of Supervisory Board

Kerstin Margareta Alestig Johnson Member of Supervisory Board

Thomas Wilhelmsen Member of Supervisory Board

Yngvil Signe Eriksson Asheim Member of Supervisory Board