

CHOICE PROPERTIES REAL EST INVESTMENT TR UN

ISIN: CA17039A1066 WKN: -

Overview

2024/07/12 08:05:16

Price
8.30 EURDifference  1.84% (0.15)

General attributes

ISIN	CA17039A1066
Symbol	CHP.UN
Exchange	Frankfurt
Currency	EUR
Sector	Other
Security type	Stock
Market cap (m)	2,993 EUR
Benchmark	S&P/TSX 60 INDEX

Market data

Bid (Bid size)	-
Ask (Ask size)	-
Open	8.30 EUR
High	8.30 EUR
Low	8.30 EUR
Close (prev. day)	8.15 EUR
VWAP	9.95 EUR
Volume (pcs)	0
Trading volume	0.00
Number of trades	3
Last size	0

Futures and Options

Related Futures	-
Related Options	-

5y






Information about previous performance does not guarantee future performance.

Source: FactSet

Recent research

on sector

Date	Headline	Download
2024/07/12	 Global Equity Ratings	
2024/07/12	 Aktienempfehlungen Global	
2024/07/09	 Aktienempfehlungen Österreich	
2024/07/05	 Equity Weekly	
2024/06/24	 Aktienempfehlungen Österreich	

Details

2024/07/12 08:05:16

Price
8.30 EURDifference ▲ 1.84% (0.15)

General attributes

ISIN	CA17039A1066
Symbol	CHP.UN
Exchange	Frankfurt
Currency	EUR
Sector	Other
Security type	Stock
Market cap (m)	2,993 EUR
Benchmark	S&P/TSX 60 INDEX

Market data

Bid (Bid size)	-
Ask (Ask size)	-
Open	8.30 EUR
High	8.30 EUR
Low	8.30 EUR
Close (prev. day)	8.15 EUR
VWAP	9.95 EUR
Volume (pcs)	0
Trading volume	0.00
Number of trades	3
Last size	0

Performance and Risk

	6m	1y	3y
Perf (%)	-12.17%	-5.68%	-
Perf (abs.)	-1.15	-0.50	-
Beta	0.96	1.13	0.87
Volatility	24.99	24.70	-

5y



Information about previous performance does not guarantee future performance.
Source: FactSet

Price data

Ø price 5 days Ø volume 5 days (pcs.)	8.13 EUR (0)
Ø price 30 days Ø volume 30 days (pcs.)	7.92 EUR (0)
Ø price 100 days Ø volume 100 days (pcs.)	8.51 EUR (0)
Ø price 250 days Ø volume 250 days (pcs.)	8.74 EUR (0)
YTD High date	9.95 EUR (2024/01/17)
YTD Low date	7.65 EUR (2024/05/30)
52 Weeks High date	9.95 EUR (2024/01/17)
52 Weeks Low date	7.65 EUR (2024/05/30)

Arbitrage views

Exchange ⊕	Date	Time	Price	Trading volume (mio.)	Number of trades
Toronto Stock Exchange	2024/07/12	22:00	13.57 CAD	5.14	1,767
Stuttgart	2024/07/12	20:14	9.036 EUR	0.00	13
Frankfurt	2024/07/12	08:05	8.30 EUR	0.00	3
FINRA other OTC Issues	2024/07/12	18:18	9.965 USD	0.15	2
Berlin	2024/07/12	20:22	9.15 EUR	0.00	15

Company profile

Company Logo

Company Profile

Contact Details

CHOICE PROPERTIES

--

Telefon: -

Fax: -

E-mail: -