

A SPAC II ACQUISITION CORP COM NPV CL A

ISIN: VGG0543H1091 WKN: G0543H109

Overview

2024/09/12 22:30:00

Price

11.19 USD

Difference  0.00% (0.00)

General attributes

ISIN	VGG0543H1091
Symbol	ASCB
Exchange	Nasdaq
Currency	USD
Sector	Financial
Security type	Stock
Market cap (m)	57 EUR
Benchmark	MSCI WORLD INDEX (STRD, UHD)

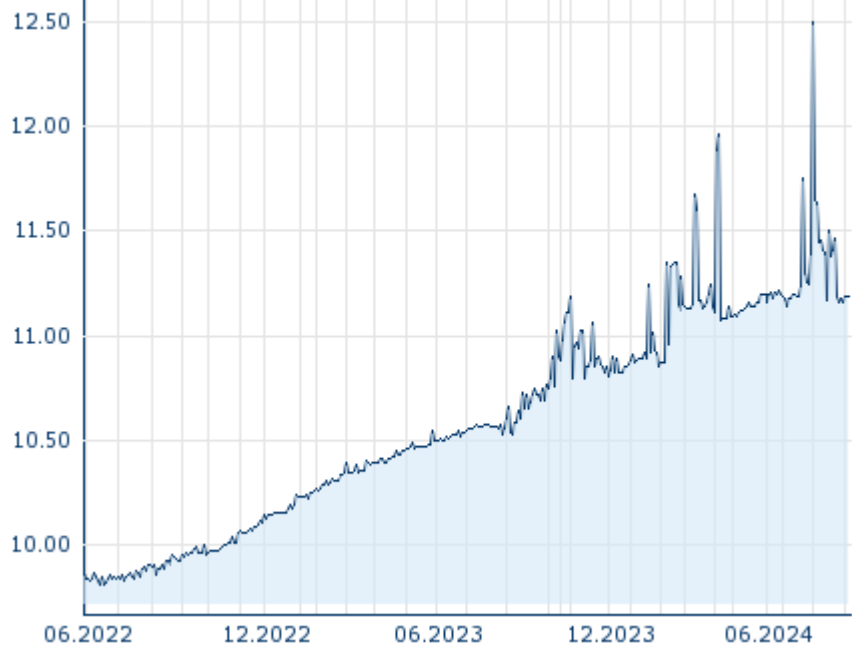
Market data

Bid (Bid size)	11.19 USD (100)
Ask (Ask size)	11.47 USD (800)
Open	11.19 USD
High	11.19 USD
Low	11.19 USD
Close (prev. day)	11.19 USD
VWAP	11.19 USD
Volume (pcs)	15,082
Trading volume	168,767.58
Number of trades	11
Last size	-

Futures and Options




Related Futures	-
Related Options	-

5y



Information about previous performance does not guarantee future performance.
Source: FactSet

Recent research

on sector			
Date		Headline	Download
2024/09/11		Global Equity Ratings	
2024/09/11		Aktienempfehlungen Global	
2024/09/09		Aktienempfehlungen Österreich	
2024/09/06		Equity Weekly	
2024/09/05		Global Equity Ratings	

Details

2024/09/12 22:30:00

Price
11.19 USD

Difference ➔ 0.00% (0.00)

General attributes

ISIN	VGG0543H1091
Symbol	ASCB
Exchange	Nasdaq
Currency	USD
Sector	Financial
Security type	Stock
Market cap (m)	57 EUR
Benchmark	MSCI WORLD INDEX (STRD, UHD)

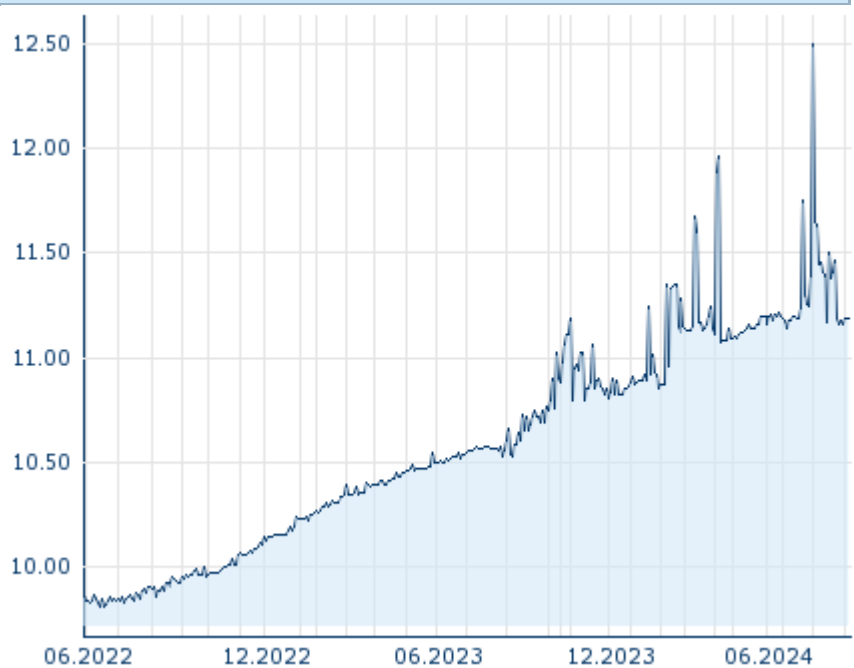
Market data

Bid (Bid size)	11.19 USD (100)
Ask (Ask size)	11.47 USD (800)
Open	11.19 USD
High	11.19 USD
Low	11.19 USD
Close (prev. day)	11.19 USD
VWAP	11.19 USD
Volume (pcs)	15,082
Trading volume	168,767.58
Number of trades	11
Last size	-

Performance and Risk

	6m	1y	3y
Perf (%)	-	-	-
Perf (abs.)	-	-	-
Beta	-	-	-
Volatility	16.74	16.31	-

5y



Information about previous performance does not guarantee future performance.
Source: FactSet

Price data

Ø price 5 days Ø volume 5 days (pcs.)	11.19 USD (7,018)
Ø price 30 days Ø volume 30 days (pcs.)	11.34 USD (4,081)
Ø price 100 days Ø volume 100 days (pcs.)	11.26 USD (15,360)
Ø price 250 days Ø volume 250 days (pcs.)	11.13 USD (10,609)
YTD High date	13.00 USD (2024/07/22)
YTD Low date	10.85 USD (2024/01/30)
52 Weeks High date	13.00 USD (2024/07/22)
52 Weeks Low date	10.77 USD (2023/11/03)

Arbitrage views

Exchange	Date	Time	Price	Trading volume (mio.)	Number of trades
Nasdaq	2024/09/12	22:30	11.19 USD	0.17	11

Company profile

Company Logo

**A SPAC II
Acquisition Corp.**

Company Profile

-

Contact Details

A SPAC II ACQUISITION

--

Telefon: -

Fax: -

E-mail: -