

WALLENSTAM AB SER. B

ISIN: SE0017780133 WKN: 4936532

Overview

2024/07/26 08:19:05

Price
4.72 EURDifference  0.00% (0.00)

General attributes

ISIN	SE0017780133
Symbol	WALL B
Exchange	Munich
Currency	EUR
Sector	Other
Security type	Stock
Market cap (m)	2,749 EUR
Benchmark	OMX STOCKHOLM 30 INDEX

Market data

Bid (Bid size)	-
Ask (Ask size)	-
Open	4.72 EUR
High	4.72 EUR
Low	4.72 EUR
Close (prev. day)	4.72 EUR
VWAP	4.30667 EUR
Volume (pcs)	0
Trading volume	0.00
Number of trades	1
Last size	0

Futures and Options











Related Futures	-
Related Options	-

5y



Information about previous performance does not guarantee future performance.
Source: FactSet

Recent research

on sector			
Date		Headline	Download
2024/07/26		Equity Weekly	
2024/07/24		Global Equity Ratings	
2024/07/24		Aktienempfehlungen Global	
2024/07/15		Aktienempfehlungen Global	
2024/07/12		Global Equity Ratings	

Details

2024/07/26 08:19:05

Price
4.72 EURDifference ↔ 0.00% (0.00)

General attributes

ISIN	SE0017780133
Symbol	WALL B
Exchange	Munich
Currency	EUR
Sector	Other
Security type	Stock
Market cap (m)	2,749 EUR
Benchmark	OMX STOCKHOLM 30 INDEX

Market data

Bid (Bid size)	-
Ask (Ask size)	-
Open	4.72 EUR
High	4.72 EUR
Low	4.72 EUR
Close (prev. day)	4.72 EUR
VWAP	4.30667 EUR
Volume (pcs)	0
Trading volume	0.00
Number of trades	1
Last size	0

Performance and Risk

	6m	1y	3y
Perf (%)	+8.21%	+33.26%	-
Perf (abs.)	+0.36	+1.18	-
Beta	0.64	1.24	1.16
Volatility	22.08	28.04	-

5y



Information about previous performance does not guarantee future performance.
Source: FactSet

Price data

Ø price 5 days Ø volume 5 days (pcs.)	4.78 EUR (0)
Ø price 30 days Ø volume 30 days (pcs.)	4.62 EUR (0)
Ø price 100 days Ø volume 100 days (pcs.)	4.40 EUR (2)
Ø price 250 days Ø volume 250 days (pcs.)	4.05 EUR (1)
YTD High date	4.94 EUR (2024/07/12)
YTD Low date	3.93 EUR (2024/04/18)
52 Weeks High date	5.01 EUR (2023/12/22)
52 Weeks Low date	3.06 EUR (2023/09/28)

Arbitrage views

Exchange ⊕	Date	Time	Price	Trading volume (mio.)	Number of trades
Stuttgart	2024/07/26	13:56	4.662 EUR	0.00	9
Nasdaq Stockholm	2024/07/26	18:00	54.65 SEK	8.30	715
Munich	2024/07/26	08:19	4.72 EUR	0.00	1
London Stock Exchange European Trade Reporting	2024/04/30	13:01	49.32 SEK	0.21	1
Hanover	2024/	08:01	4.572 EUR	0.00	3

	07/26					
Frankfurt	2024/ 07/26	08:24	4.572 EUR	0.00		2
Duesseldorf	2024/ 07/26	19:32	4.57 EUR	0.00		7

Company profile

Company Logo



Company Profile

-

Contact Details

WALLENSTAM

--

Kungsportsavenyen 2 401 84 Goteborg

Telefon: +46 31-20 00 00

Fax: +46 31-10 02 00

E-mail: -