

ADIDAS AG STOCK TRACKING FUTURE (1ADS) - EUX/202306

2023/02/03 19:28:59

Price
162.6981 EURDifference  1.98% (3.15)

General attributes

Symbol	1ADSM23
Exchange	Eurex
Currency	EUR
Security type	Future
Underlying	ADIDAS AG
Maturity	06-2023
Contract size	100

Market data

Bid (Bid size)	- EUR (-)
Ask (Ask size)	- EUR (-)
Open	162.6981 EUR
High	162.6981 EUR
Low	162.6981 EUR
Close (prev. day)	159.5435 EUR
Underlying	ADIDAS AG
Underlying price (date)	155.20 (23/02/06)
Settlement price (date)	162.70 (23/02/03)
Open Interest	0

Performance and Risk

	6m	1y	3y
Perf (%)	-5.66%	-	-
Perf (abs.)	-9.75	-	-
Beta	-	-	-
Volatility	48.92	45.57	45.57

Futures and Options

Related Futures	-
Related Options	-












5y

Information about previous performance does not guarantee future performance.
Source: FactSet

Price data

Ø price 5 days Ø volume 5 days (pcs.)	153.8246 EUR (0)
Ø price 30 days Ø volume 30 days (pcs.)	143.8965 EUR (0)
Ø price 100 days Ø volume 100 days (pcs.)	128.3207 EUR (0)
Ø price 250 days Ø volume 250 days (pcs.)	- EUR (0)
YTD High date	162.6981 EUR (2023/02/03)
YTD Low date	129.2471 EUR (2023/01/02)
52 Weeks High date	189.5149 EUR (2022/06/06)
52 Weeks Low date	95.3769 EUR (2022/11/03)

Recent Research

on underlying	on sector	on market	
Date		Headline	Download
2023/01/30		Global Equity Ratings	
2023/01/30		Aktienempfehlungen Global	
2023/01/09		Global Equity Ratings	
2023/01/09		Aktienempfehlungen Global	
2022/12/19		Global Equity Ratings	