



ADIDAS AG (1ADS) - EUX/20230616

2022/11/25 18:44:20

Price
125.6172 EUR

Difference  **-2.11% (-2.71)**

General attributes

Symbol	1ADSM23
Exchange	Eurex
Currency	EUR
Security type	Future
Underlying	ADIDAS AG
Maturity	06-2023
Contract size	100

Market data

Bid (Bid size)	- EUR (-)
Ask (Ask size)	- EUR (-)
Open	125.6172 EUR
High	125.6172 EUR
Low	125.6172 EUR
Close (prev. day)	128.3297 EUR
Underlying	ADIDAS AG
Underlying price (date)	123.98 (22/11/25)
Settlement price (date)	125.62 (22/11/25)
Open Interest	0

Performance and Risk

	6m	1y	3y
Perf (%)	-27.41%	-	-
Perf (abs.)	-47.44	-	-
Beta	-	-	-
Volatility	48.58	48.14	48.14

Futures and Options

Related Futures	-
Related Options	-












5y

Information about previous performance does not guarantee future performance.
 Source: FactSet

Price data

Ø price 5 days Ø volume 5 days (pcs.)	126.1479 EUR (0)
Ø price 30 days Ø volume 30 days (pcs.)	117.5418 EUR (0)
Ø price 100 days Ø volume 100 days (pcs.)	141.4916 EUR (0)
Ø price 250 days Ø volume 250 days (pcs.)	- EUR (0)
YTD High date	189.5149 EUR (2022/06/06)
YTD Low date	95.3769 EUR (2022/11/03)
52 Weeks High date	189.5149 EUR (2022/06/06)
52 Weeks Low date	95.3769 EUR (2022/11/03)

Recent Research

on underlying	on sector	on market	
Date		Headline	Download
2022/11/18		Global Equity Ratings	
2022/11/18		Aktienempfehlungen Global	
2022/10/31		Aktienempfehlungen Global	
2022/10/31		Global Equity Ratings	
2022/10/05		Global Equity Ratings	