

# PROSUS N.V. FUTURE (PRXF) - EUX/202306

2023/03/30 18:32:30

Price  
**72.5455** EUR

Difference  0.36% (0.26)

### General attributes

Symbol	PRXFM23
Exchange	Eurex
Currency	EUR
Security type	Future
Underlying	PROSUS N.V.
Maturity	06-2023
Contract size	100

### Market data

Bid (Bid size)	- EUR (-)
Ask (Ask size)	- EUR (-)
Open	72.5455 EUR
High	72.5455 EUR
Low	72.5455 EUR
Close (prev. day)	72.2861 EUR
Underlying	PROSUS N.V.
Underlying price (date)	72.07 (23/03/30)
Settlement price (date)	72.55 (23/03/30)
Open Interest	2,050

### Performance and Risk

	6m	1y	3y
Perf (%)	+32.32%	-	-
Perf (abs.)	+17.72	-	-
Beta	-	-	-
Volatility	51.88	50.83	50.83

### Futures and Options

Related Futures	-
Related Options	-












Information about previous performance does not guarantee future performance.  
Source: FactSet

### Price data

Ø price 5 days   Ø volume 5 days (pcs.)	70.7449 EUR (0)
Ø price 30 days   Ø volume 30 days (pcs.)	68.8351 EUR (68)
Ø price 100 days   Ø volume 100 days (pcs.)	68.6791 EUR (21)
Ø price 250 days   Ø volume 250 days (pcs.)	- EUR (9)
YTD High   date	79.6906 EUR (2023/01/27)
YTD Low   date	64.9531 EUR (2023/03/15)
52 Weeks High   date	79.6906 EUR (2023/01/27)
52 Weeks Low   date	41.2326 EUR (2022/10/24)

### Recent Research

on sector		on market	
Date		Headline	Download
2023/03/28		Global Equity Ratings	
2023/03/28		Aktienempfehlungen Global	
2023/03/16		Global Equity Ratings	
2023/03/16		Aktienempfehlungen Global	
2023/03/10		Global Equity Ratings	