

CHINA SXT PHARMACEUTICALS INC.

ISIN: VGG2161P1403 WKN: G2161P140

Overview

2024/08/09 20:30:17

Price
0.934 EURDifference  -0.53% (-0.01)

General attributes

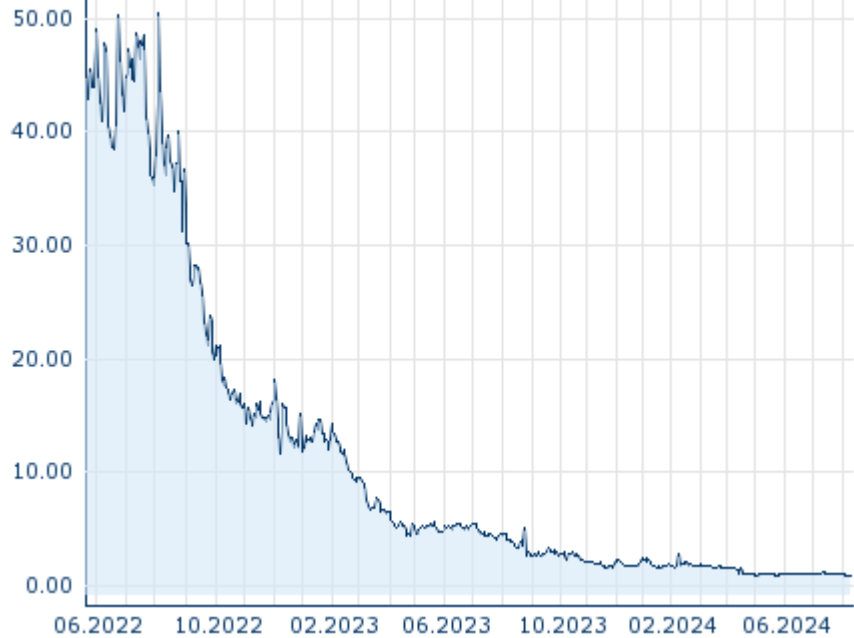
ISIN	VGG2161P1403
Symbol	SXTC
Exchange	Berlin
Currency	EUR
Sector	Chemical / Pharmaceutical / Health
Security type	Stock
Market cap (m)	1 EUR
Benchmark	MSCI WORLD INDEX (STRD, UHD)

Market data

Bid (Bid size)	-
Ask (Ask size)	-
Open	0.915 EUR
High	0.953 EUR
Low	0.915 EUR
Close (prev. day)	0.939 EUR
VWAP	-
Volume (pcs)	0
Trading volume	0.00
Number of trades	19
Last size	0

Futures and Options


Related Futures	-
Related Options	-



Information about previous performance does not guarantee future performance.
Source: FactSet

Recent research

on sector

Date	Headline	Download
2024/08/09	 Equity Weekly	
2024/07/29	 Aktienempfehlungen Österreich	
2024/07/24	 Global Equity Ratings	
2024/07/24	 Aktienempfehlungen Global	
2024/07/15	 Aktienempfehlungen Global	

Details

2024/08/09 20:30:17

Price

0.934 EUR

Difference  -0.53% (-0.01)

General attributes

ISIN	VGG2161P1403
Symbol	SXTC
Exchange	Berlin
Currency	EUR
Sector	Chemical / Pharmaceutical / Health
Security type	Stock
Market cap (m)	1 EUR
Benchmark	MSCI WORLD INDEX (STRD, UHD)

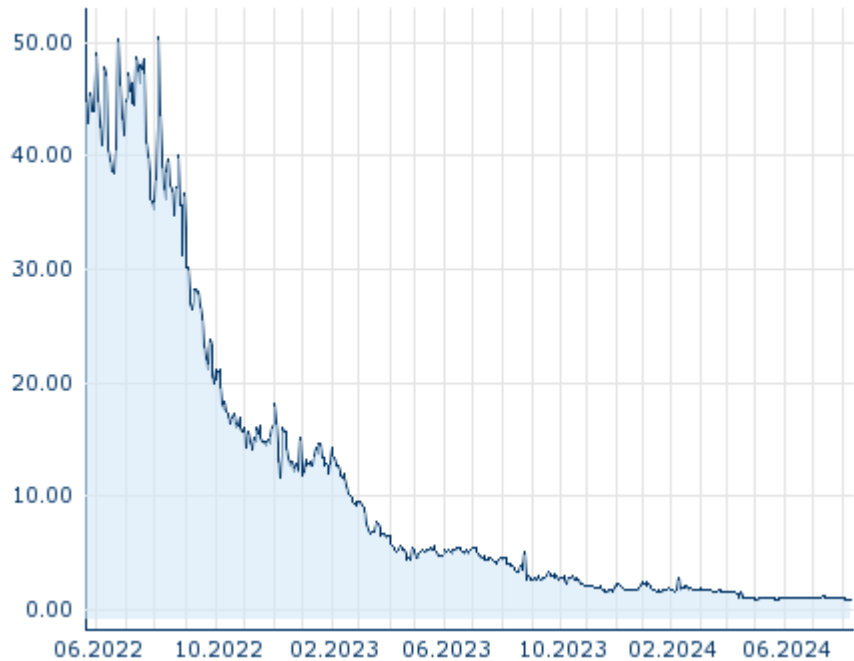
Market data

Bid (Bid size)	-
Ask (Ask size)	-
Open	0.915 EUR
High	0.953 EUR
Low	0.915 EUR
Close (prev. day)	0.939 EUR
VWAP	-
Volume (pcs)	0
Trading volume	0.00
Number of trades	19
Last size	0

Performance and Risk

	6m	1y	3y
Perf (%)	-47.53%	-76.88%	-
Perf (abs.)	-0.85	-3.11	-
Beta	1.92	1.97	2.33
Volatility	112.09	145.79	-

5y



Information about previous performance does not guarantee future performance.
Source: FactSet

Price data

Ø price 5 days Ø volume 5 days (pcs.)	0.916 EUR (0)
Ø price 30 days Ø volume 30 days (pcs.)	1.011 EUR (0)
Ø price 100 days Ø volume 100 days (pcs.)	1.109 EUR (40)
Ø price 250 days Ø volume 250 days (pcs.)	1.766 EUR (16)
YTD High date	2.740 EUR (2024/02/08)
YTD Low date	0.869 EUR (2024/08/08)
52 Weeks High date	5.163 EUR (2023/08/24)
52 Weeks Low date	0.869 EUR (2024/08/08)

All listings for CHINA SXT PHARMACEUTICALS INC.

Exchange	Date	Time	Price	Trading volume (mio.)	Number of trades
Tradegate	2024/08/09	22:02	0.925 EUR	0.00	1
Stuttgart	2024/08/09	08:12	0.87 EUR	0.00	3
Nasdaq	2024/08/09	22:00	1.00 USD	0.11	342
Munich	2024/08/09	08:03	0.919 EUR	0.00	2
Frankfurt	2024/08/09	08:02	0.871 EUR	0.00	2
Berlin	2024/08/09	20:30	0.934 EUR	0.00	19

Company profile

Company Logo



Company Profile

-

Contact Details

CHINA SXT PHARMACEUTICALS

--

Telefon: -

Fax: -

E-mail: -